

# GWL VPI Canadian Balanced 75/75 (PS2)

April 30, 2026

Canada Life segregated funds policy originally with Great-West Life

This segregated fund invests primarily in fixed-income and equity securities currently through the VPI Canadian Balanced Pool. On or about May 22, 2026, this fund's name changed to VPI Canadian Balanced from Canadian Premier Balanced and Dixon Mitchell Investment Counsel Inc. assumed portfolio management responsibilities from Invesco Canada Ltd. With this change this fund no longer invests directly in securities but invests in VPI Canadian Balanced Pool. The performance prior to the above dates were achieved under previous manager and/or investment objective.

**FUNDGRADE A+**  
ACHIEVED FOR THE YEAR 2025

**Fund category**  
Canadian Equity Balanced

**Inception date**  
May 14, 2012

**Management expense ratio (MER)\***  
-

**Fund management**  
Dixon Mitchell Investment Counsel Inc.

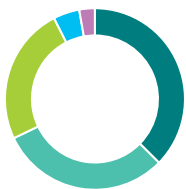
## Is this fund right for you?

- A person who is investing for the long term and seeking exposure to bonds and stocks, and is comfortable with low to moderate risk.
- Since the fund invests in stocks and bonds its value is affected by changes in interest rates and by stock prices, which can rise and fall in a short period of time.

RISK RATING

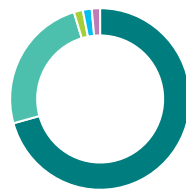


## How is the fund invested? (as of April 30, 2026)



Asset allocation (%)

Canadian Equity	37.4
Domestic Bonds	30.5
US Equity	24.6
International Equity	4.7
Cash and Equivalents	2.8



Geographic allocation (%)

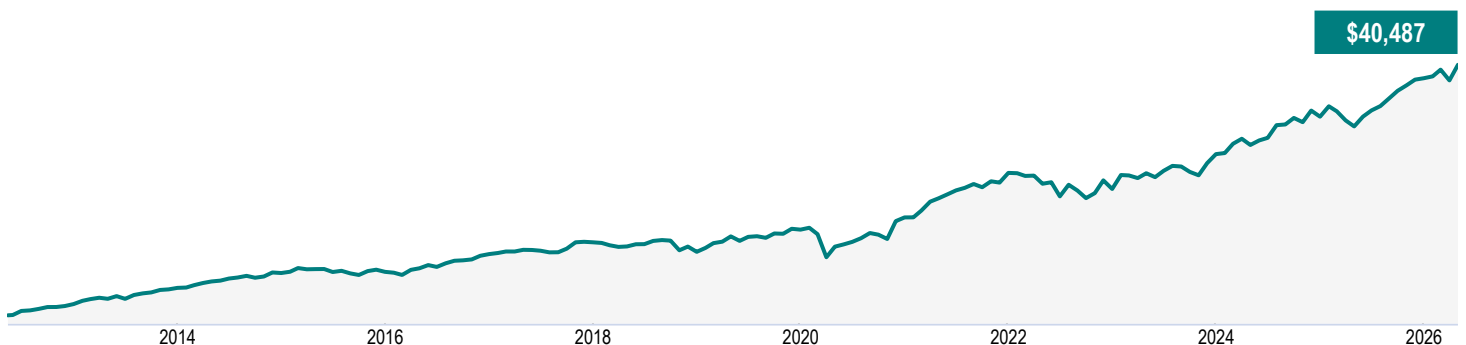
Canada	70.7
United States	24.6
Ireland	1.6
Sweden	1.6
United Kingdom	1.5



Sector allocation (%)

Fixed Income	30.5
Financial Services	25.5
Technology	6.9
Consumer Services	6.6
Industrial Goods	6.5
Industrial Services	5.2
Energy	3.9
Consumer Goods	3.7
Healthcare	3.2
Other	8.0

## Growth of \$10,000 (since inception)



# GWL VPI Canadian Balanced 75/75 (PS2)

April 30, 2026

## Fund details (as of April 30, 2026)

Top holdings	%
Royal Bank of Canada	6.4
Toronto-Dominion Bank	5.4
Brookfield Corp Cl A	4.5
Manulife Financial Corp	3.0
Cash and Cash Equivalents	2.8
Richelieu Hardware Ltd	2.1
Canadian Pacific Kansas City Ltd	2.1
Fairfax Financial Holdings Ltd	2.0
Texas Instruments Inc	2.0
Canadian Natural Resources Ltd	2.0
<b>Total allocation in top holdings</b>	<b>32.3</b>

Portfolio characteristics	
Standard deviation	8.62%
Dividend yield	1.90%
Yield to maturity	3.92%
Duration (years)	5.62
Coupon	4.23%
Average credit rating	A
Average market cap (million)	\$454,772.1

Net assets (million)

-

Price  
\$40.49

Number of holdings  
193

Minimum initial  
investment  
\$100,000

Fund codes  
FEL – CLGQ043A

## Understanding returns

### Annual compound returns (%)

1 MO	3 MO	YTD	1 YR	3 YR	5 YR	10 YR	INCEPTION
<b>4.91</b>	<b>3.60</b>	<b>4.20</b>	<b>22.72</b>	<b>14.05</b>	<b>10.80</b>	<b>9.92</b>	<b>10.54</b>

### Calendar year returns (%)

2025	2024	2023	2022	2021	2020	2019	2018
<b>13.70</b>	<b>15.39</b>	<b>16.71</b>	<b>-7.15</b>	<b>24.72</b>	<b>7.28</b>	<b>15.22</b>	<b>-6.13</b>

## Range of returns over five years (June 01, 2012 - April 30, 2026)

Best return	Best period end date	Worst return	Worst period end date	Average Return	% of periods with positive returns	Number of positive periods	Number of negative periods
<b>14.59%</b>	<b>March 2025</b>	<b>1.81%</b>	<b>March 2020</b>	<b>8.75%</b>	<b>100.00%</b>	<b>108</b>	<b>0</b>

## Contact information

### Customer service centre

Toll free:  
1-800-665-5758

Corporate website:  
greatwestlife.com

# GWL VPI Canadian Balanced 75/75 (PS2)

April 30, 2026

*Commentary and opinions are provided by Dixon Mitchell Investment Counsel Inc..*

\*For Partner series and Preferred partner series an advisory and management services (AMS) fee, of between 0.50% and 1.25%, is negotiated between you and your advisor. The MER doesn't include this fee.

^Deferred Sales Charge (DSC) purchase option is not available for new contributions given regulatory bans that came into effect June 1, 2023. For certain policies where DSC is the only sales charge option available, new contributions may be accepted. Additional disclosure may be required.

†Soft capped - Contributions are no longer accepted to new investors., ‡Hard capped - Contributions are no longer accepted.

Distribution of the chart, history standard and short-term reports are not permitted without including the fund profile long-term report. Important information about Great-West Life's segregated funds is found in the information folder, available from a Great-West Life representative. **Any amount that is allocated to a segregated fund is invested at the risk of the contract holder and may increase or decrease in value.**

Reports produced using this web site are for information purposes only. Great-West Life, Quadrus Investment Services Ltd., and their affiliates, representatives, and third party content providers do not warrant the accuracy, completeness, or timeliness of this website or any content, and shall not be responsible for investment decisions, damages, or other losses resulting from the use of this website or its content. The only true report on unit values is the periodic statement prepared and sent by the company. The indicated rates of return are annual compounded returns as of the date indicated and include changes in unit value and reinvestment of all distributions. The investment management fee has been deducted. Funds are available through a segregated funds policy issued by Great-West Life. Great-West Life and the key design are trademarks of The Great-West Life Assurance Company.

FundGrade A+® is used with permission from Fundata Canada Inc., all rights reserved. The annual FundGrade A+® Awards are presented by Fundata Canada Inc. to recognize the "best of the best" among Canadian investment funds. The FundGrade A+® calculation is supplemental to the monthly FundGrade ratings and is calculated at the end of each calendar year. The FundGrade rating system evaluates funds based on their risk-adjusted performance, measured by Sharpe Ratio, Sortino Ratio, and Information Ratio. The score for each ratio is calculated individually, covering all time periods from 2 to 10 years. The scores are then weighted equally in calculating a monthly FundGrade. The top 10% of funds earn an A Grade; the next 20% of funds earn a B Grade; the next 40% of funds earn a C Grade; the next 20% of funds receive a D Grade; and the lowest 10% of funds receive an E Grade. To be eligible, a fund must have received a FundGrade rating every month in the previous year. The FundGrade A+® uses a GPA-style calculation, where each monthly FundGrade from "A" to "E" receives a score from 4 to 0, respectively. A fund's average score for the year determines its GPA. Any fund with a GPA of 3.5 or greater is awarded a FundGrade A+® Award. For more information, see [www.FundGradeAwards.com](http://www.FundGradeAwards.com). Although Fundata makes every effort to ensure the accuracy and reliability of the data contained herein, the accuracy is not guaranteed by Fundata.

Financial information provided by Fundata Canada Inc.

©Fundata Canada Inc. All rights reserved.

