

GWL Unconstrained Fixed Income 100/100 (PS1)



March 31, 2026

Canada Life segregated funds policy originally with Great-West Life

A fixed-income fund seeking to provide positive returns over a market cycle with reduced volatility.

Is this fund right for you?

- You want to protect your money from inflation while also protecting it from large swings in the market.
- You want to invest in fixed-income securities from anywhere in the world.
- You're comfortable with a low to moderate level of risk.



Fund category
Multi-Sector Fixed Income

Inception date
October 19, 2015

Management expense ratio (MER)*
2.03%
(December 31, 2022)

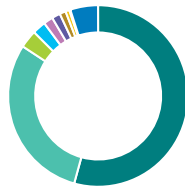
Fund management
Mackenzie Investments

How is the fund invested? (as of January 31, 2026)



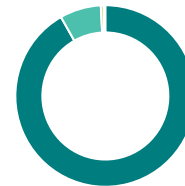
Asset allocation (%)

Foreign Bonds	67.5
Domestic Bonds	24.3
Cash and Equivalents	7.4
Canadian Equity	0.5
International Equity	0.1
US Equity	0.1
Other	0.1



Geographic allocation (%)

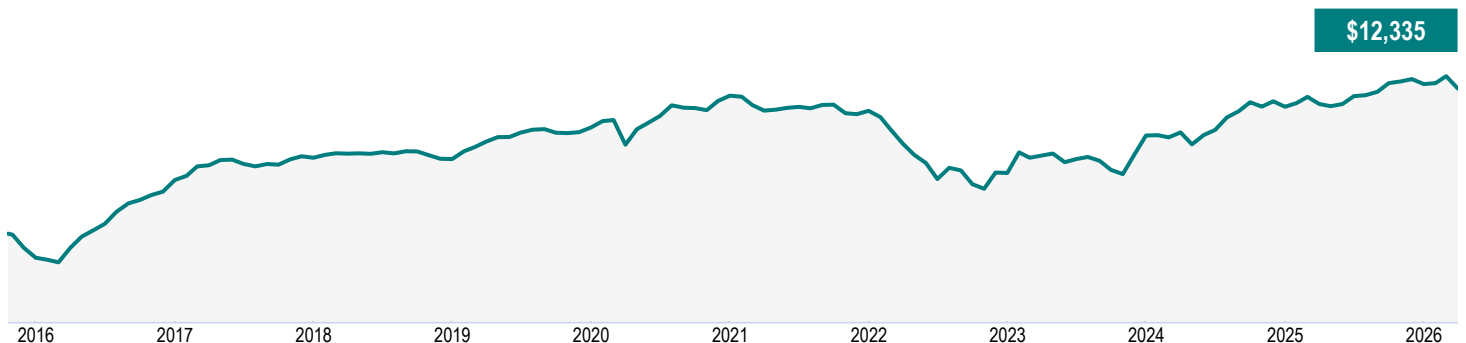
United States	54.3
Canada	29.9
Australia	3.2
Brazil	2.4
Chile	1.7
Multi-National	1.5
New Zealand	1.1
Europe	0.7
France	0.2
Other	5.0



Sector allocation (%)

Fixed Income	91.8
Cash and Cash Equivalent	7.4
Utilities	0.5
Financial Services	0.1
Telecommunications	0.1
Other	0.1

Growth of \$10,000 (since inception)



GWL Unconstrained Fixed Income 100/100 (PS1)

March 31, 2026

Fund details (as of January 31, 2026)

Top holdings	%
Cash and Cash Equivalents	3.7
United States Treasury 4.25% 15-May-2035	3.2
Australia Government 1.00% 21-Dec-2030	3.1
Canada Government 3.25% 01-Jun-2035	3.1
Canada Government 3.50% 01-Sep-2029	2.4
Brazil Government 10.00% 01-Jan-2029	2.0
United States Treasury 4.63% 15-Feb-2035	1.8
United States Treasury 3.50% 15-Feb-2033	1.8
Mackenzie High Quality Floating Rate Fund Series R	1.5
Sagard Credit Partners II LP	1.2
Total allocation in top holdings	23.8

Portfolio characteristics	
Standard deviation	3.62%
Dividend yield	4.46%
Yield to maturity	5.08%
Duration (years)	5.12
Coupon	4.70%
Average credit rating	A-
Average market cap (million)	\$79,348.4

Net assets (million)
\$29.2

Price
\$12.34

Number of holdings
3088

Minimum initial investment
\$500

Fund codes
FEL – CLG0041I
DSC^ – CLG0041J
LSC – CLG0041L

Understanding returns

Annual compound returns (%)

1 MO	3 MO	YTD	1 YR	3 YR	5 YR	10 YR	INCEPTION
-1.60	-0.59	-0.59	2.04	3.10	0.58	2.36	2.03

Calendar year returns (%)

2025	2024	2023	2022	2021	2020	2019	2018
3.03	3.99	5.50	-8.36	-1.99	4.39	4.53	-0.19

Range of returns over five years (November 01, 2015 - March 31, 2026)

Best return	Best period end date	Worst return	Worst period end date	Average Return	% of periods with positive returns	Number of positive periods	Number of negative periods
4.97%	Jan. 2021	-0.86%	Oct. 2022	0.99%	72.73%	48	18

Contact information

Customer service centre

Toll free:
1-800-665-5758

Corporate website:
greatwestlife.com

GWL Unconstrained Fixed Income 100/100 (PS1)

March 31, 2026

Commentary and opinions are provided by Mackenzie Investments.

*For Partner series and Preferred partner series an advisory and management services (AMS) fee, of between 0.50% and 1.25%, is negotiated between you and your advisor. The MER doesn't include this fee.

^Deferred Sales Charge (DSC) purchase option is not available for new contributions given regulatory bans that came into effect June 1, 2023. For certain policies where DSC is the only sales charge option available, new contributions may be accepted. Additional disclosure may be required.

†Soft capped - Contributions are no longer accepted to new investors., ‡Hard capped - Contributions are no longer accepted.

Distribution of the chart, history standard and short-term reports are not permitted without including the fund profile long-term report. Important information about Great-West Life's segregated funds is found in the information folder, available from a Great-West Life representative. **Any amount that is allocated to a segregated fund is invested at the risk of the contract holder and may increase or decrease in value.**

Reports produced using this web site are for information purposes only. Great-West Life, Quadrus Investment Services Ltd., and their affiliates, representatives, and third party content providers do not warrant the accuracy, completeness, or timeliness of this website or any content, and shall not be responsible for investment decisions, damages, or other losses resulting from the use of this website or its content. The only true report on unit values is the periodic statement prepared and sent by the company. The indicated rates of return are annual compounded returns as of the date indicated and include changes in unit value and reinvestment of all distributions. The investment management fee has been deducted. Funds are available through a segregated funds policy issued by Great-West Life. Great-West Life and the key design are trademarks of The Great-West Life Assurance Company.

Financial information provided by Fundata Canada Inc.

©Fundata Canada Inc. All rights reserved.

