

# GWL U.S. Growth 75/100 (PP)

March 31, 2026

Canada Life segregated funds policy originally with Great-West Life

A growth management style U.S. equity fund seeking long-term growth.

## Is this fund right for you?

- You want your money to grow over a longer term.
- You want to invest in medium- to large-cap U.S. Companies.
- You're comfortable with a moderate level of risk.

RISK RATING



### Fund category

U.S. Equity

### Inception date

July 09, 2018

### Management

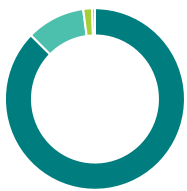
expense ratio (MER)\*

-

### Fund management

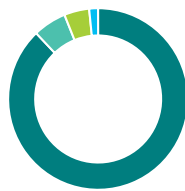
Mackenzie Investments

## How is the fund invested? (as of March 31, 2026)



### Asset allocation (%)

US Equity	87.5
International Equity	10.5
Canadian Equity	1.6
Cash and Equivalents	0.5
Other	-0.1



### Geographic allocation (%)

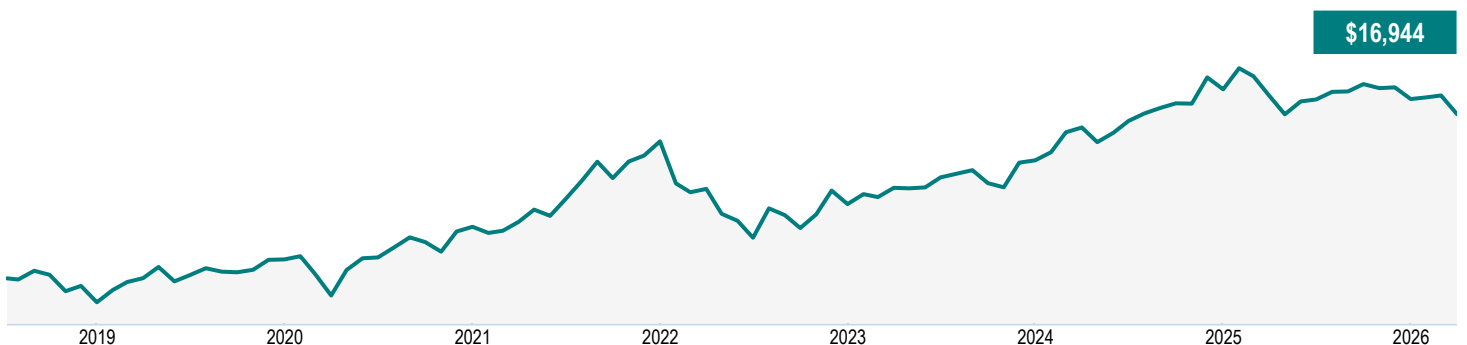
United States	88.0
United Kingdom	6.0
Ireland	4.5
Canada	1.6
Other	-0.1



### Sector allocation (%)

Technology	36.6
Consumer Services	13.5
Healthcare	13.0
Financial Services	11.1
Industrial Goods	9.5
Basic Materials	8.3
Industrial Services	3.4
Consumer Goods	2.8
Telecommunications	0.9
Other	0.9

## Growth of \$10,000 (since inception)



# GWL U.S. Growth 75/100 (PP)

March 31, 2026

## Fund details (as of March 31, 2026)

Top holdings	%
Alphabet Inc Cl A	6.1
NVIDIA Corp	5.8
Apple Inc	5.6
Linde PLC	4.7
Microsoft Corp	4.5
Mastercard Inc Cl A	4.2
Meta Platforms Inc Cl A	3.5
Johnson & Johnson	3.3
Walmart Inc	3.3
Eli Lilly and Co	3.2
<b>Total allocation in top holdings</b>	<b>44.2</b>

Portfolio characteristics	
Standard deviation	10.25%
Dividend yield	0.90%
Yield to maturity	-
Duration (years)	-
Coupon	-
Average credit rating	-
Average market cap (million)	\$1,570,630.0

Net assets (million)

-

Price  
\$16.94

Number of holdings  
57

Minimum initial  
investment  
\$500

Fund codes  
FEL – CLGP083E

## Understanding returns

### Annual compound returns (%)

1 MO	3 MO	YTD	1 YR	3 YR	5 YR	10 YR	INCEPTION
<b>-4.44</b>	<b>-3.61</b>	<b>-3.61</b>	<b>-4.33</b>	<b>7.01</b>	<b>6.46</b>	<b>-</b>	<b>7.06</b>

### Calendar year returns (%)

2025	2024	2023	2022	2021	2020	2019	2018
<b>-2.29</b>	<b>20.03</b>	<b>14.07</b>	<b>-16.80</b>	<b>29.66</b>	<b>12.76</b>	<b>20.16</b>	<b>-</b>

## Range of returns over five years (August 01, 2018 - March 31, 2026)

Best return	Best period end date	Worst return	Worst period end date	Average Return	% of periods with positive returns	Number of positive periods	Number of negative periods
<b>13.81%</b>	<b>March 2025</b>	<b>6.46%</b>	<b>March 2026</b>	<b>9.70%</b>	<b>100.00%</b>	<b>33</b>	<b>0</b>

## Contact information

Customer  
service centre

Toll free:  
1-800-665-5758

Corporate website:  
greatwestlife.com

# GWL U.S. Growth 75/100 (PP)

March 31, 2026

*Commentary and opinions are provided by Mackenzie Investments.*

\*For Partner series and Preferred partner series an advisory and management services (AMS) fee, of between 0.50% and 1.25%, is negotiated between you and your advisor. The MER doesn't include this fee.

^Deferred Sales Charge (DSC) purchase option is not available for new contributions given regulatory bans that came into effect June 1, 2023. For certain policies where DSC is the only sales charge option available, new contributions may be accepted. Additional disclosure may be required.

†Soft capped - Contributions are no longer accepted to new investors., ‡Hard capped - Contributions are no longer accepted.

Distribution of the chart, history standard and short-term reports are not permitted without including the fund profile long-term report. Important information about Great-West Life's segregated funds is found in the information folder, available from a Great-West Life representative. **Any amount that is allocated to a segregated fund is invested at the risk of the contract holder and may increase or decrease in value.**

Reports produced using this web site are for information purposes only. Great-West Life, Quadrus Investment Services Ltd., and their affiliates, representatives, and third party content providers do not warrant the accuracy, completeness, or timeliness of this website or any content, and shall not be responsible for investment decisions, damages, or other losses resulting from the use of this website or its content. The only true report on unit values is the periodic statement prepared and sent by the company. The indicated rates of return are annual compounded returns as of the date indicated and include changes in unit value and reinvestment of all distributions. The investment management fee has been deducted. Funds are available through a segregated funds policy issued by Great-West Life. Great-West Life and the key design are trademarks of The Great-West Life Assurance Company.

Financial information provided by Fundata Canada Inc.

©Fundata Canada Inc. All rights reserved.

