

GWL Sustainable Conservative Portfolio DSC



March 31, 2026

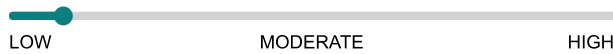
Canada Life segregated funds policy originally with Great-West Life

A blended balanced fund that focuses on income with the potential for long-term growth.

Is this fund right for you?

- You want your investment to boost your income returns.
- You want to invest in global markets that also provide a regular source of income.
- You're comfortable with a low to moderate level of risk.

RISK RATING



Fund category

Global Fixed Income Balanced

Inception date

January 23, 1996

Management

expense ratio (MER)*

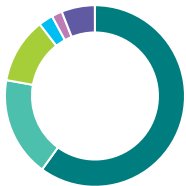
2.14%

(December 31, 2024)

Fund management

CI Investments Inc.

How is the fund invested? (as of January 31, 2026)



Asset allocation (%)

Foreign Bonds	60.0
US Equity	17.8
International Equity	11.7
Cash and Equivalents	2.6
Domestic Bonds	1.9
Other	6.0



Geographic allocation (%)

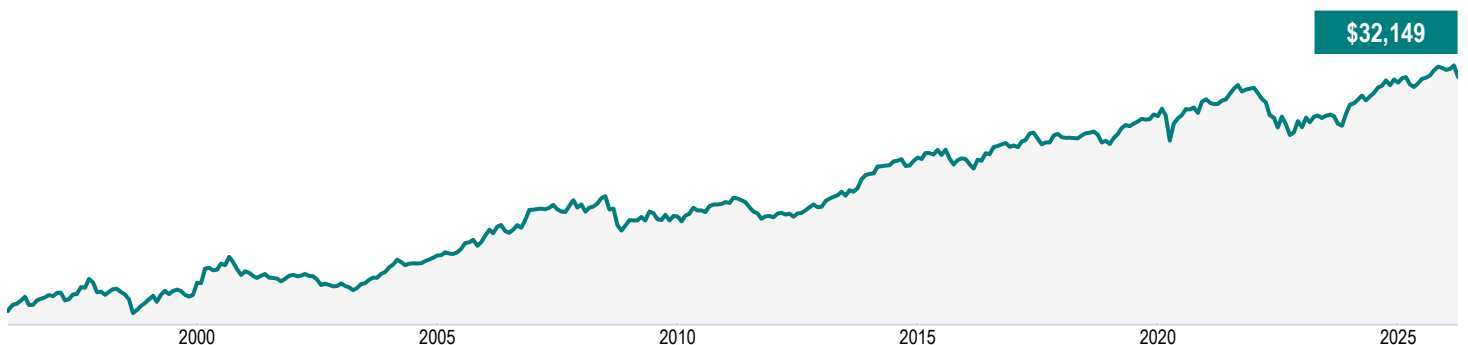
United States	45.3
Europe	9.0
United Kingdom	8.3
Italy	6.0
Germany	4.7
Japan	4.6
Canada	3.7
Australia	3.4
Mexico	2.0
Other	13.0



Sector allocation (%)

Fixed Income	68.0
Technology	9.9
Financial Services	5.6
Consumer Services	3.1
Healthcare	2.7
Cash and Cash Equivalent	2.6
Industrial Goods	2.5
Consumer Goods	1.5
Basic Materials	1.0
Other	3.1

Growth of \$10,000 (since inception)



GWL Sustainable Conservative Portfolio DSC

March 31, 2026

Fund details (as of January 31, 2026)

Top holdings	%
United Kingdom Government 4.50% 07-Mar-2035	5.4
Italy Government 3.65% 01-Aug-2035	3.1
Australia Government 4.25% 21-Mar-2036	2.7
Italy Government 4.30% 01-Oct-2054	2.4
Bundesrepublik Deutschland Bundesanleihe 2.60% 15-Aug-2035	2.3
Cash and Cash Equivalents	1.9
Government of France OAT [144A] 3.50% 25-Nov-2035	1.8
NVIDIA Corp	1.6
United States Treasury 4.00% 15-Nov-2035	1.6
United States Treasury 4.75% 15-Feb-2045	1.4
Total allocation in top holdings	24.2

Portfolio characteristics	
Standard deviation	5.12%
Dividend yield	1.44%
Yield to maturity	4.57%
Duration (years)	7.15
Coupon	4.43%
Average credit rating	A+
Average market cap (million)	\$1,328,750.0

Net assets (million)

\$10.1

Price

\$578.68

Number of holdings

804

Minimum initial investment

\$300

Fund codes

DSC^ – CLGTJ052

Understanding returns

Annual compound returns (%)

1 MO	3 MO	YTD	1 YR	3 YR	5 YR	10 YR	INCEPTION
-3.26	-1.98	-1.98	2.27	4.27	1.68	2.83	3.94

Calendar year returns (%)

2025	2024	2023	2022	2021	2020	2019	2018
3.79	7.03	7.83	-12.00	3.60	5.62	10.22	-2.42

Range of returns over five years (February 01, 1996 - March 31, 2026)

Best return	Best period end date	Worst return	Worst period end date	Average Return	% of periods with positive returns	Number of positive periods	Number of negative periods
10.67%	Oct. 2007	-1.15%	May 2012	3.78%	95.05%	288	15

Contact information

Customer service centre

Toll free:

1-800-665-5758

Corporate website:

greatwestlife.com

GWL Sustainable Conservative Portfolio DSC

March 31, 2026

Commentary and opinions are provided by CI Investments Inc..

*For Partner series and Preferred partner series an advisory and management services (AMS) fee, of between 0.50% and 1.25%, is negotiated between you and your advisor. The MER doesn't include this fee.

^Deferred Sales Charge (DSC) purchase option is not available for new contributions given regulatory bans that came into effect June 1, 2023. For certain policies where DSC is the only sales charge option available, new contributions may be accepted. Additional disclosure may be required.

†Soft capped - Contributions are no longer accepted to new investors., ‡Hard capped - Contributions are no longer accepted.

Distribution of the chart, history standard and short-term reports are not permitted without including the fund profile long-term report. Important information about Great-West Life's segregated funds is found in the information folder, available from a Great-West Life representative. **Any amount that is allocated to a segregated fund is invested at the risk of the contract holder and may increase or decrease in value.**

Reports produced using this web site are for information purposes only. Great-West Life, Quadrus Investment Services Ltd., and their affiliates, representatives, and third party content providers do not warrant the accuracy, completeness, or timeliness of this website or any content, and shall not be responsible for investment decisions, damages, or other losses resulting from the use of this website or its content. The only true report on unit values is the periodic statement prepared and sent by the company. The indicated rates of return are annual compounded returns as of the date indicated and include changes in unit value and reinvestment of all distributions. The investment management fee has been deducted. Funds are available through a segregated funds policy issued by Great-West Life. Great-West Life and the key design are trademarks of The Great-West Life Assurance Company.

Financial information provided by Fundata Canada Inc.

©Fundata Canada Inc. All rights reserved.

