

GWL Conservative Portfolio 100/100



March 31, 2026

Canada Life segregated funds policy originally with Great-West Life

A portfolio fund aiming to provide regular income with low volatility.

Is this fund right for you?

- You want to protect your money from inflation while also protecting it from large swings in the market.
- You want to invest mainly in fixed-income funds (75 per cent).
- You're comfortable with a low level of risk.

RISK RATING



Fund category

Global Fixed Income Balanced

Inception date

October 05, 2009

Management

expense ratio (MER)*

2.82%

(December 31, 2024)

Fund management

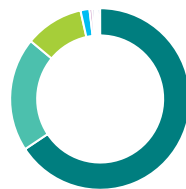
Portfolio Solutions Group

How is the fund invested? (as of March 31, 2026)



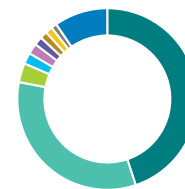
Asset allocation (%)

| | |
|----------------------|------|
| Domestic Bonds | 39.6 |
| Foreign Bonds | 11.0 |
| US Equity | 10.3 |
| International Equity | 5.5 |
| Canadian Equity | 3.6 |
| Cash and Equivalents | 1.9 |
| Other | 28.1 |



Geographic allocation (%)

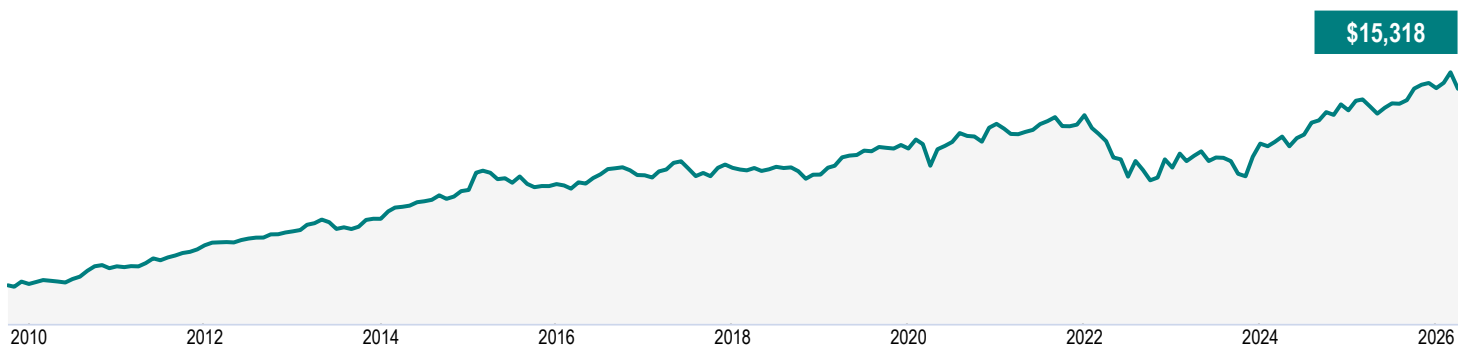
| | |
|----------------|------|
| Canada | 65.7 |
| Multi-National | 20.3 |
| United States | 10.5 |
| North America | 1.6 |
| United Kingdom | 0.5 |
| Ireland | 0.4 |
| Japan | 0.3 |
| France | 0.2 |
| Bermuda | 0.1 |
| Other | 0.4 |



Sector allocation (%)

| | |
|--------------------------|------|
| Fixed Income | 44.9 |
| Mutual Fund | 33.1 |
| Technology | 3.4 |
| Financial Services | 2.0 |
| Cash and Cash Equivalent | 1.9 |
| Consumer Services | 1.5 |
| Industrial Goods | 1.3 |
| Healthcare | 1.3 |
| Basic Materials | 1.0 |
| Other | 9.6 |

Growth of \$10,000 (since inception)



GWL Conservative Portfolio 100/100

March 31, 2026

Fund details (as of March 31, 2026)

| Top holdings | % |
|---|-------------|
| Canadian Core Fixed Income | 15.3 |
| Franklin Brandywine Global Fixed Income Investment Grade Fund | 6.5 |
| Real Estate | 6.3 |
| Canada Life Global Opportunities+ Fund R | 5.5 |
| Commercial (Retail & Office) | 4.8 |
| Counsel Multi-Factor Canadian Equity Series S | 3.6 |
| Mackenzie Unconstrained Fixed Income Fund A | 3.4 |
| Industrial | 2.5 |
| Residential | 2.3 |
| GWL International Equity (S) | 1.9 |
| Total allocation in top holdings | 52.1 |

| Portfolio characteristics | |
|------------------------------|-------------|
| Standard deviation | 5.22% |
| Dividend yield | 1.54% |
| Yield to maturity | - |
| Duration (years) | - |
| Coupon | - |
| Average credit rating | - |
| Average market cap (million) | \$983,436.4 |

Net assets (million)

\$141.0

Price

\$15.94

Number of holdings

2119

Minimum initial investment

\$500

Fund codes

FEL – CLGM004I

DSC^ – CLGM004J

LSC – CLGM004L

Understanding returns

Annual compound returns (%)

| 1 MO | 3 MO | YTD | 1 YR | 3 YR | 5 YR | 10 YR | INCEPTION |
|-------|-------|-------|------|------|------|-------|-----------|
| -2.83 | -0.12 | -0.12 | 3.23 | 4.29 | 1.69 | 1.82 | 2.62 |

Calendar year returns (%)

| 2025 | 2024 | 2023 | 2022 | 2021 | 2020 | 2019 | 2018 |
|------|------|------|-------|------|------|------|-------|
| 4.07 | 6.51 | 4.92 | -9.71 | 1.63 | 4.87 | 5.43 | -1.39 |

Range of returns over five years (November 01, 2009 - March 31, 2026)

| Best return | Best period end date | Worst return | Worst period end date | Average Return | % of periods with positive returns | Number of positive periods | Number of negative periods |
|-------------|----------------------|--------------|-----------------------|----------------|------------------------------------|----------------------------|----------------------------|
| 5.27% | Jan. 2015 | -0.40% | Oct. 2022 | 2.13% | 97.10% | 134 | 4 |

Contact information

Customer service centre

Toll free:
1-800-665-5758

Corporate website:
greatwestlife.com

GWL Conservative Portfolio 100/100

March 31, 2026

Commentary and opinions are provided by Portfolio Solutions Group.

*For Partner series and Preferred partner series an advisory and management services (AMS) fee, of between 0.50% and 1.25%, is negotiated between you and your advisor. The MER doesn't include this fee.

^Deferred Sales Charge (DSC) purchase option is not available for new contributions given regulatory bans that came into effect June 1, 2023. For certain policies where DSC is the only sales charge option available, new contributions may be accepted. Additional disclosure may be required.

†Soft capped - Contributions are no longer accepted to new investors., ‡Hard capped - Contributions are no longer accepted.

Distribution of the chart, history standard and short-term reports are not permitted without including the fund profile long-term report. Important information about Great-West Life's segregated funds is found in the information folder, available from a Great-West Life representative. **Any amount that is allocated to a segregated fund is invested at the risk of the contract holder and may increase or decrease in value.**

Reports produced using this web site are for information purposes only. Great-West Life, Quadrus Investment Services Ltd., and their affiliates, representatives, and third party content providers do not warrant the accuracy, completeness, or timeliness of this website or any content, and shall not be responsible for investment decisions, damages, or other losses resulting from the use of this website or its content. The only true report on unit values is the periodic statement prepared and sent by the company. The indicated rates of return are annual compounded returns as of the date indicated and include changes in unit value and reinvestment of all distributions. The investment management fee has been deducted. Funds are available through a segregated funds policy issued by Great-West Life. Great-West Life and the key design are trademarks of The Great-West Life Assurance Company.

Financial information provided by Fundata Canada Inc.

©Fundata Canada Inc. All rights reserved.

