

GWL Core Moderate Growth Plus 100/100



December 31, 2025

Canada Life segregated funds policy originally with Great-West Life

A fund that aims to find balance between long-term growth and consistent income.

Is this fund right for you?

- You want investment income and you want your money to grow over time.
- You want to invest in a balance of Canadian fixed-income funds and Canadian and foreign equity funds by Great-West Life.
- You're comfortable with a low to moderate level of risk.

RISK RATING



Fund category

Canadian Neutral Balanced

Inception date

October 05, 2009

Management

expense ratio (MER)*

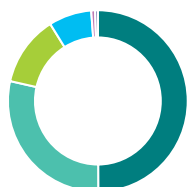
2.89%

(December 31, 2021)

Fund management

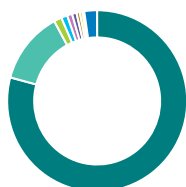
Portfolio Solutions Group

How is the fund invested? (as of December 31, 2025)



Asset allocation (%)

Domestic Bonds	50.0
Canadian Equity	28.6
US Equity	12.6
International Equity	7.7
Cash and Equivalents	0.7
Income Trust Units	0.5
Other	-0.1



Geographic allocation (%)

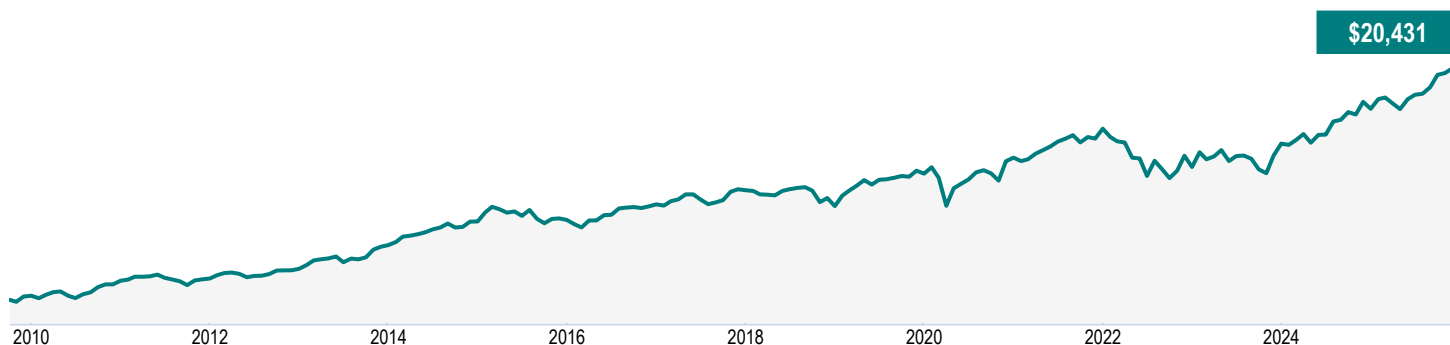
Canada	79.2
United States	12.9
United Kingdom	1.4
Ireland	1.1
Japan	0.9
France	0.8
Switzerland	0.6
Netherlands	0.5
Bermuda	0.3
Other	2.3



Sector allocation (%)

Mutual Fund	50.0
Financial Services	14.0
Technology	7.4
Energy	5.2
Basic Materials	5.1
Consumer Services	3.4
Industrial Services	3.0
Industrial Goods	2.7
Healthcare	2.5
Other	6.7

Growth of \$10,000 (since inception)



GWL Core Moderate Growth Plus 100/100

December 31, 2025

Fund details (as of December 31, 2025)

Top holdings	%
Canadian Core Fixed Income	50.0
Royal Bank of Canada	2.7
Toronto-Dominion Bank	1.7
Agnico Eagle Mines Ltd	1.1
Bank of Montreal	1.0
Canadian Imperial Bank of Commerce	1.0
Shopify Inc Cl A	1.0
Canadian Natural Resources Ltd	1.0
Manulife Financial Corp	0.9
Microsoft Corp	0.8
Total allocation in top holdings	61.2

Portfolio characteristics	
Standard deviation	6.86%
Dividend yield	2.04%
Yield to maturity	-
Duration (years)	-
Coupon	-
Average credit rating	-
Average market cap (million)	\$519,120.5

Net assets (million)
\$11.2

Price
\$20.43

Number of holdings
755

Minimum initial investment
\$500

Fund codes
FEL – CLGM015I
DSC^ – CLGM015J
LSC – CLGM015L

Understanding returns

Annual compound returns (%)

1 MO	3 MO	YTD	1 YR	3 YR	5 YR	10 YR	INCEPTION
-0.67	0.79	9.13	9.13	8.34	4.38	4.12	4.50

Calendar year returns (%)

2025	2024	2023	2022	2021	2020	2019	2018
9.13	9.26	6.66	-9.82	8.02	4.63	10.36	-4.82

Range of returns over five years (November 01, 2009 - December 31, 2025)

Best return	Best period end date	Worst return	Worst period end date	Average Return	% of periods with positive returns	Number of positive periods	Number of negative periods
6.86%	Feb. 2015	0.23%	March 2020	3.92%	100.00%	135	0

Contact information

Customer service centre

Toll free:
1-800-665-5758

Corporate website:
greatwestlife.com

GWL Core Moderate Growth Plus 100/100

December 31, 2025

*For Partner series and Preferred partner series an advisory and management services (AMS) fee, of between 0.50% and 1.25%, is negotiated between you and your advisor. The MER doesn't include this fee.

^Deferred Sales Charge (DSC) purchase option is not available for new contributions given regulatory bans that came into effect June 1, 2023. For certain policies where DSC is the only sales charge option available, new contributions may be accepted. Additional disclosure may be required.

†Soft capped - Contributions are no longer accepted to new investors., ‡Hard capped - Contributions are no longer accepted.

Distribution of the chart, history standard and short-term reports are not permitted without including the fund profile long-term report. Important information about Great-West Life's segregated funds is found in the information folder, available from a Great-West Life representative. **Any amount that is allocated to a segregated fund is invested at the risk of the contract holder and may increase or decrease in value.**

Reports produced using this web site are for information purposes only. Great-West Life, Quadrus Investment Services Ltd., and their affiliates, representatives, and third party content providers do not warrant the accuracy, completeness, or timeliness of this website or any content, and shall not be responsible for investment decisions, damages, or other losses resulting from the use of this website or its content. The only true report on unit values is the periodic statement prepared and sent by the company. The indicated rates of return are annual compounded returns as of the date indicated and include changes in unit value and reinvestment of all distributions. The investment management fee has been deducted. Funds are available through a segregated funds policy issued by Great-West Life. Great-West Life and the key design are trademarks of The Great-West Life Assurance Company.

Financial information provided by Fundata Canada Inc.

©Fundata Canada Inc. All rights reserved.

