

GWL Mackenzie Moderate Income 75/100



March 31, 2026

Canada Life segregated funds policy originally with Great-West Life

A fund that aims to provide interest income with the potential for longer-term growth.

Is this fund right for you?

- You want investment income with the potential for long-term growth.
- You want to invest mainly in fixed income funds with a smaller portion in Canadian and foreign equity funds (no more than 35 per cent).
- You're comfortable with a low to moderate level of risk.



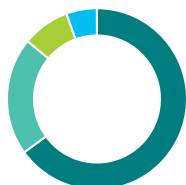
Fund category
Canadian Fixed Income Balanced

Inception date
October 05, 2009

Management expense ratio (MER)*
2.80%
(December 31, 2024)

Fund management
Portfolio Solutions Group

How is the fund invested? (as of March 31, 2026)



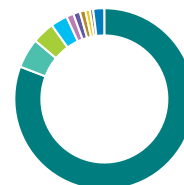
Asset allocation (%)

Domestic Bonds	65.0
Canadian Equity	21.0
US Equity	8.5
International Equity	5.5



Geographic allocation (%)

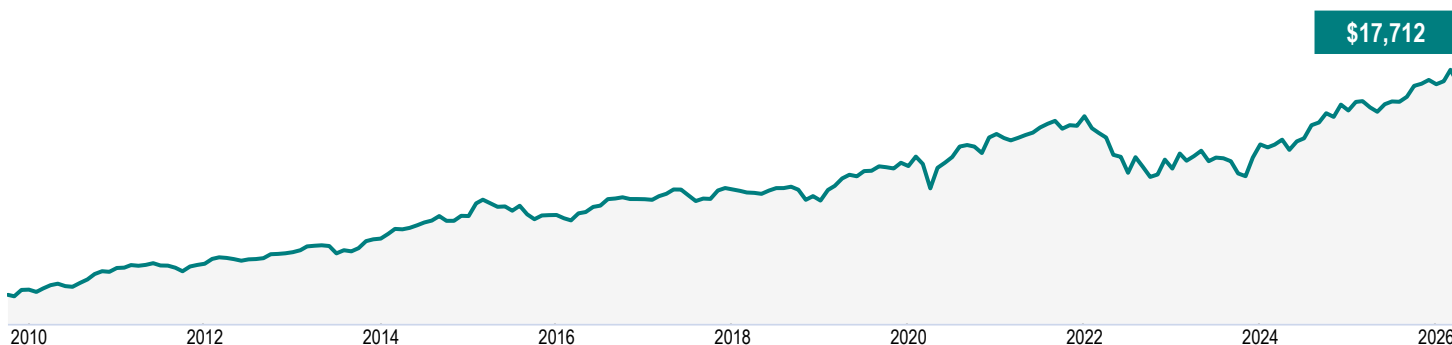
Canada	86.0
United States	8.5
Multi-National	5.3
Ireland	0.1
Other	0.1



Sector allocation (%)

Mutual Fund	80.8
Exchange Traded Fund	5.3
Technology	4.0
Financial Services	3.0
Energy	1.3
Consumer Services	1.2
Basic Materials	1.0
Healthcare	0.8
Consumer Goods	0.6
Other	2.0

Growth of \$10,000 (since inception)



GWL Mackenzie Moderate Income 75/100

March 31, 2026

Fund details (as of March 31, 2026)

Top holdings	%
Canadian Core Fixed Income	65.0
GWL Canadian All Cap Value Fund (Mackenzie)	15.8
Canada Life International Equity Index ETF	5.3
NVIDIA Corp	0.6
Apple Inc	0.5
Royal Bank of Canada	0.4
Microsoft Corp	0.4
Toronto-Dominion Bank	0.3
Amazon.com Inc	0.3
Shopify Inc Cl A	0.3
Total allocation in top holdings	88.9

Portfolio characteristics	
Standard deviation	6.17%
Dividend yield	-
Yield to maturity	-
Duration (years)	-
Coupon	-
Average credit rating	-
Average market cap (million)	-

Net assets (million)

\$6.0

Price

\$17.71

Number of holdings

1140

Minimum initial investment

\$500

Fund codes

FEL – CLGM025E

DSC^ – CLGM025F

LSC – CLGM025H

Understanding returns

Annual compound returns (%)

1 MO	3 MO	YTD	1 YR	3 YR	5 YR	10 YR	INCEPTION
-2.81	0.09	0.09	5.12	5.53	2.39	3.16	3.53

Calendar year returns (%)

2025	2024	2023	2022	2021	2020	2019	2018
5.73	8.01	6.04	-11.58	4.09	7.98	9.38	-2.94

Range of returns over five years (November 01, 2009 - March 31, 2026)

Best return	Best period end date	Worst return	Worst period end date	Average Return	% of periods with positive returns	Number of positive periods	Number of negative periods
5.71%	Jan. 2015	0.80%	March 2020	3.03%	100.00%	138	0

Contact information

Customer service centre

Toll free:
1-800-665-5758

Corporate website:
greatwestlife.com

GWL Mackenzie Moderate Income 75/100

March 31, 2026

Commentary and opinions are provided by Portfolio Solutions Group.

*For Partner series and Preferred partner series an advisory and management services (AMS) fee, of between 0.50% and 1.25%, is negotiated between you and your advisor. The MER doesn't include this fee.

^Deferred Sales Charge (DSC) purchase option is not available for new contributions given regulatory bans that came into effect June 1, 2023. For certain policies where DSC is the only sales charge option available, new contributions may be accepted. Additional disclosure may be required.

†Soft capped - Contributions are no longer accepted to new investors., ‡Hard capped - Contributions are no longer accepted.

Distribution of the chart, history standard and short-term reports are not permitted without including the fund profile long-term report. Important information about Great-West Life's segregated funds is found in the information folder, available from a Great-West Life representative. **Any amount that is allocated to a segregated fund is invested at the risk of the contract holder and may increase or decrease in value.**

Reports produced using this web site are for information purposes only. Great-West Life, Quadrus Investment Services Ltd., and their affiliates, representatives, and third party content providers do not warrant the accuracy, completeness, or timeliness of this website or any content, and shall not be responsible for investment decisions, damages, or other losses resulting from the use of this website or its content. The only true report on unit values is the periodic statement prepared and sent by the company. The indicated rates of return are annual compounded returns as of the date indicated and include changes in unit value and reinvestment of all distributions. The investment management fee has been deducted. Funds are available through a segregated funds policy issued by Great-West Life. Great-West Life and the key design are trademarks of The Great-West Life Assurance Company.

Financial information provided by Fundata Canada Inc.

©Fundata Canada Inc. All rights reserved.

