

GWL Fidelity Moderate Income 75/100 (PS1)



March 31, 2026

Canada Life segregated funds policy originally with Great-West Life

A fund that aims to provide interest income with the potential for longer-term growth.

Is this fund right for you?

- You want investment income with the potential for long-term growth.
- You want to invest mainly in fixed-income funds with a smaller portion in Canadian and foreign equity funds.
- You're comfortable with a low to moderate level of risk.

RISK RATING



FUNDGRADE A+
ACHIEVED FOR THE YEAR 2025

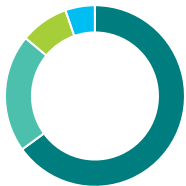
Fund category
Canadian Fixed Income Balanced

Inception date
May 14, 2012

Management expense ratio (MER)*
2.30%
(December 31, 2024)

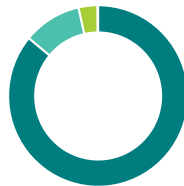
Fund management
Portfolio Solutions Group

How is the fund invested? (as of March 31, 2026)



Asset allocation (%)

Domestic Bonds	65.0
Canadian Equity	21.0
US Equity	8.7
International Equity	5.3



Geographic allocation (%)

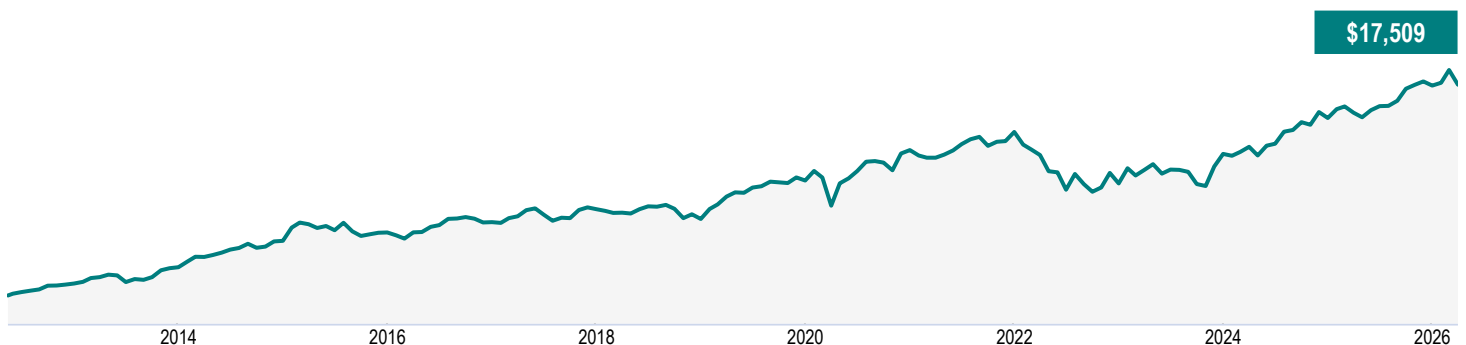
Canada	86.0
Multi-National	10.5
United States	3.4
Ireland	0.1



Sector allocation (%)

Fixed Income	65.0
Mutual Fund	26.3
Financial Services	2.4
Technology	1.9
Energy	1.0
Basic Materials	0.9
Consumer Services	0.7
Industrial Services	0.4
Consumer Goods	0.3
Other	1.1

Growth of \$10,000 (since inception)



GWL Fidelity Moderate Income 75/100 (PS1)

March 31, 2026

Fund details (as of March 31, 2026)

Top holdings	%
GWL Canadian Bond (F)	65.0
GWL Canadian Equity (F)	15.8
GWL International Equity (F)	5.3
GWL U.S. Equity (F)	5.3
Royal Bank of Canada	0.4
Toronto-Dominion Bank	0.3
Shopify Inc Cl A	0.3
NVIDIA Corp	0.2
Enbridge Inc	0.2
Apple Inc	0.2
Total allocation in top holdings	93.0

Portfolio characteristics	
Standard deviation	6.13%
Dividend yield	-
Yield to maturity	-
Duration (years)	-
Coupon	-
Average credit rating	-
Average market cap (million)	-

Net assets (million)

\$4.6

Price

\$17.51

Number of holdings

1141

Minimum initial investment

\$500

Fund codes

FEL – CLG0018E

DSC[^] – CLG0018F

LSC – CLG0018H

Understanding returns

Annual compound returns (%)

1 MO	3 MO	YTD	1 YR	3 YR	5 YR	10 YR	INCEPTION
-2.91	0.18	0.18	6.04	6.55	3.27	3.64	4.12

Calendar year returns (%)

2025	2024	2023	2022	2021	2020	2019	2018
7.08	8.50	7.52	-11.59	4.26	7.69	10.76	-2.67

Range of returns over five years (June 01, 2012 - March 31, 2026)

Best return	Best period end date	Worst return	Worst period end date	Average Return	% of periods with positive returns	Number of positive periods	Number of negative periods
5.42%	May 2017	1.03%	March 2020	3.24%	100.00%	107	0

Contact information

Customer service centre

Toll free:
1-800-665-5758

Corporate website:
greatwestlife.com

GWL Fidelity Moderate Income 75/100 (PS1)

March 31, 2026

Commentary and opinions are provided by Portfolio Solutions Group.

*For Partner series and Preferred partner series an advisory and management services (AMS) fee, of between 0.50% and 1.25%, is negotiated between you and your advisor. The MER doesn't include this fee.

^Deferred Sales Charge (DSC) purchase option is not available for new contributions given regulatory bans that came into effect June 1, 2023. For certain policies where DSC is the only sales charge option available, new contributions may be accepted. Additional disclosure may be required.

†Soft capped - Contributions are no longer accepted to new investors., ‡Hard capped - Contributions are no longer accepted.

Distribution of the chart, history standard and short-term reports are not permitted without including the fund profile long-term report. Important information about Great-West Life's segregated funds is found in the information folder, available from a Great-West Life representative. **Any amount that is allocated to a segregated fund is invested at the risk of the contract holder and may increase or decrease in value.**

Reports produced using this web site are for information purposes only. Great-West Life, Quadrus Investment Services Ltd., and their affiliates, representatives, and third party content providers do not warrant the accuracy, completeness, or timeliness of this website or any content, and shall not be responsible for investment decisions, damages, or other losses resulting from the use of this website or its content. The only true report on unit values is the periodic statement prepared and sent by the company. The indicated rates of return are annual compounded returns as of the date indicated and include changes in unit value and reinvestment of all distributions. The investment management fee has been deducted. Funds are available through a segregated funds policy issued by Great-West Life. Great-West Life and the key design are trademarks of The Great-West Life Assurance Company.

FundGrade A+® is used with permission from Fundata Canada Inc., all rights reserved. The annual FundGrade A+® Awards are presented by Fundata Canada Inc. to recognize the "best of the best" among Canadian investment funds. The FundGrade A+® calculation is supplemental to the monthly FundGrade ratings and is calculated at the end of each calendar year. The FundGrade rating system evaluates funds based on their risk-adjusted performance, measured by Sharpe Ratio, Sortino Ratio, and Information Ratio. The score for each ratio is calculated individually, covering all time periods from 2 to 10 years. The scores are then weighted equally in calculating a monthly FundGrade. The top 10% of funds earn an A Grade; the next 20% of funds earn a B Grade; the next 40% of funds earn a C Grade; the next 20% of funds receive a D Grade; and the lowest 10% of funds receive an E Grade. To be eligible, a fund must have received a FundGrade rating every month in the previous year. The FundGrade A+® uses a GPA-style calculation, where each monthly FundGrade from "A" to "E" receives a score from 4 to 0, respectively. A fund's average score for the year determines its GPA. Any fund with a GPA of 3.5 or greater is awarded a FundGrade A+® Award. For more information, see www.FundGradeAwards.com. Although Fundata makes every effort to ensure the accuracy and reliability of the data contained herein, the accuracy is not guaranteed by Fundata.

Financial information provided by Fundata Canada Inc.

©Fundata Canada Inc. All rights reserved.

