

GWL Science and Technology 100/100 (PS1)

March 31, 2026

Canada Life segregated funds policy originally with Great-West Life

A small- and mid-cap growth fund seeking above-average long-term growth of capital.

Is this fund right for you?

- You want your money to grow over the longer term.
- You want to invest in Canadian companies with strong growth prospects in science and technology-related sectors, including health and life sciences, bio technology, telecommunications and computer and e-commerce related industries.
- You're comfortable with a moderate to high level of risk.

RISK RATING



Fund category

Sector Equity

Inception date

May 14, 2012

Management

expense ratio (MER)*

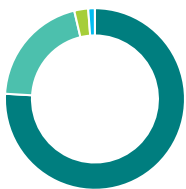
3.36%

(December 31, 2024)

Fund management

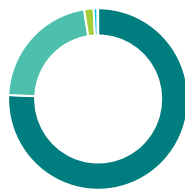
Mackenzie Investments

How is the fund invested? (as of March 31, 2026)



Asset allocation (%)

US Equity	76.0
Canadian Equity	20.4
International Equity	2.5
Cash and Equivalents	1.2
Other	-0.1



Geographic allocation (%)

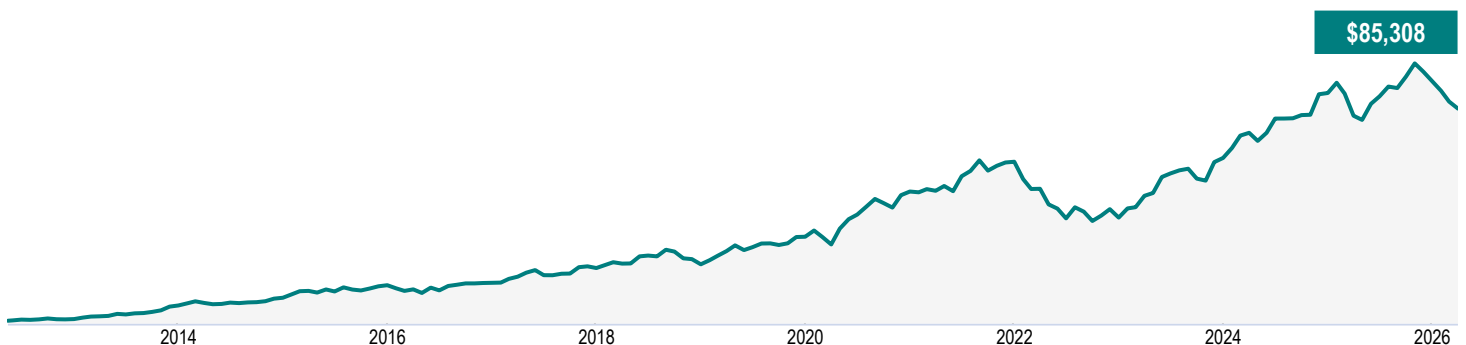
United States	75.7
Canada	21.8
Netherlands	1.7
Ireland	0.7
Other	0.1



Sector allocation (%)

Technology	92.0
Consumer Services	2.9
Cash and Cash Equivalent	1.2
Industrial Goods	1.2
Healthcare	1.1
Telecommunications	1.1
Energy	0.5

Growth of \$10,000 (since inception)



GWL Science and Technology 100/100 (PS1)

March 31, 2026

Fund details (as of March 31, 2026)

Top holdings	%
NVIDIA Corp	8.2
Apple Inc	8.0
Alphabet Inc Cl A	8.0
Shopify Inc Cl A	6.8
Microsoft Corp	6.8
Broadcom Inc	6.7
Celestica Inc	5.1
Constellation Software Inc	3.8
Meta Platforms Inc Cl A	3.6
Cisco Systems Inc	2.6
Total allocation in top holdings	59.6

Portfolio characteristics	
Standard deviation	15.64%
Dividend yield	0.45%
Yield to maturity	-
Duration (years)	-
Coupon	-
Average credit rating	-
Average market cap (million)	\$1,967,754.7

Net assets (million)
\$80.8

Price
\$85.31

Number of holdings
42

Minimum initial investment
\$500

Fund codes
FEL – CLGO070I
DSC^ – CLGO070J
LSC – CLGO070L

Understanding returns

Annual compound returns (%)

1 MO	3 MO	YTD	1 YR	3 YR	5 YR	10 YR	INCEPTION
-2.86	-10.23	-10.23	3.05	16.21	8.73	14.98	16.70

Calendar year returns (%)

2025	2024	2023	2022	2021	2020	2019	2018
4.59	34.00	45.43	-29.84	18.93	40.30	32.60	4.63

Range of returns over five years (June 01, 2012 - March 31, 2026)

Best return	Best period end date	Worst return	Worst period end date	Average Return	% of periods with positive returns	Number of positive periods	Number of negative periods
24.17%	June 2021	8.73%	March 2026	17.09%	100.00%	107	0

Contact information

Customer service centre

Toll free:
1-800-665-5758

Corporate website:
greatwestlife.com

GWL Science and Technology 100/100 (PS1)

March 31, 2026

Commentary and opinions are provided by Mackenzie Investments.

*For Partner series and Preferred partner series an advisory and management services (AMS) fee, of between 0.50% and 1.25%, is negotiated between you and your advisor. The MER doesn't include this fee.

^Deferred Sales Charge (DSC) purchase option is not available for new contributions given regulatory bans that came into effect June 1, 2023. For certain policies where DSC is the only sales charge option available, new contributions may be accepted. Additional disclosure may be required.

†Soft capped - Contributions are no longer accepted to new investors., ‡Hard capped - Contributions are no longer accepted.

Distribution of the chart, history standard and short-term reports are not permitted without including the fund profile long-term report. Important information about Great-West Life's segregated funds is found in the information folder, available from a Great-West Life representative. **Any amount that is allocated to a segregated fund is invested at the risk of the contract holder and may increase or decrease in value.**

Reports produced using this web site are for information purposes only. Great-West Life, Quadrus Investment Services Ltd., and their affiliates, representatives, and third party content providers do not warrant the accuracy, completeness, or timeliness of this website or any content, and shall not be responsible for investment decisions, damages, or other losses resulting from the use of this website or its content. The only true report on unit values is the periodic statement prepared and sent by the company. The indicated rates of return are annual compounded returns as of the date indicated and include changes in unit value and reinvestment of all distributions. The investment management fee has been deducted. Funds are available through a segregated funds policy issued by Great-West Life. Great-West Life and the key design are trademarks of The Great-West Life Assurance Company.

Financial information provided by Fundata Canada Inc.

©Fundata Canada Inc. All rights reserved.

