

GWL Core Balanced 75/75 (PP)

March 31, 2026

Canada Life segregated funds policy originally with Great-West Life

A fund that aims to find balance between long-term growth and consistent income.

Is this fund right for you?

- You want investment income and you want your money to grow over time.
- You want to invest in Canadian fixed-income funds (target: no more than 40 per cent) and Canadian and foreign equity funds.
- You're comfortable with a low to moderate level of risk.

RISK RATING



Fund category

Canadian Equity Balanced

Inception date

July 09, 2018

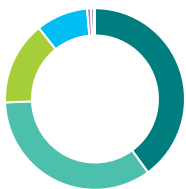
Management expense ratio (MER)*

-

Fund management

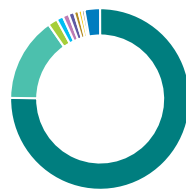
Portfolio Solutions Group

How is the fund invested? (as of March 31, 2026)



Asset allocation (%)

Domestic Bonds	40.0
Canadian Equity	34.4
US Equity	14.9
International Equity	9.3
Income Trust Units	0.7
Cash and Equivalents	0.5
Foreign Bonds	0.2



Geographic allocation (%)

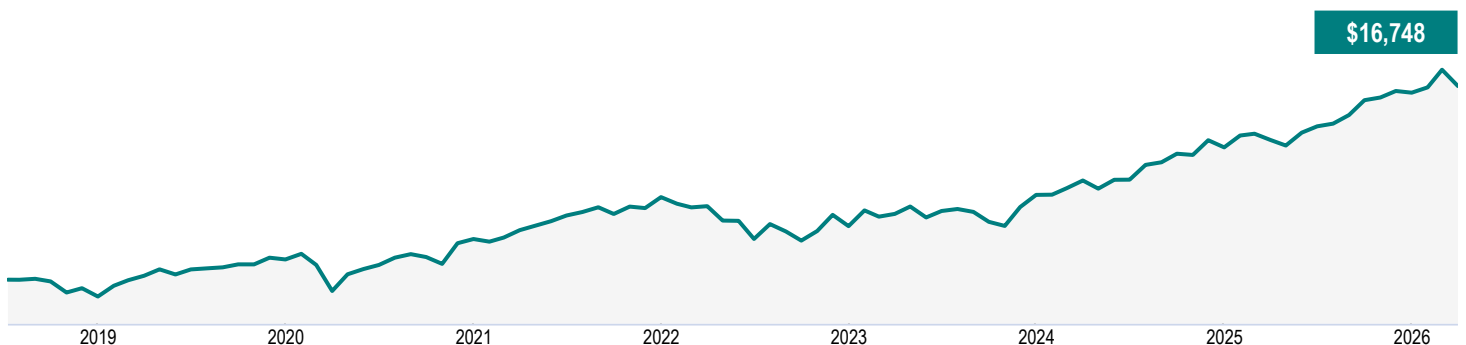
Canada	75.2
United States	15.1
United Kingdom	1.7
Ireland	1.2
Japan	1.1
France	1.0
Switzerland	0.8
Netherlands	0.6
Germany	0.5
Other	2.8



Sector allocation (%)

Mutual Fund	40.0
Financial Services	15.6
Energy	8.1
Technology	8.0
Basic Materials	7.2
Consumer Services	3.7
Industrial Goods	3.4
Industrial Services	3.3
Healthcare	3.0
Other	7.7

Growth of \$10,000 (since inception)



GWL Core Balanced 75/75 (PP)

March 31, 2026

Fund details (as of March 31, 2026)

Top holdings	%
Canadian Core Fixed Income	40.0
Royal Bank of Canada	2.2
Toronto-Dominion Bank	1.5
Agnico Eagle Mines Ltd	0.8
Royal Bank of Canada	0.8
Enbridge Inc	0.6
Manulife Financial Corp	0.5
Toronto-Dominion Bank	0.5
Shopify Inc Cl A	0.5
Alphabet Inc Cl A	0.5
Total allocation in top holdings	47.9

Portfolio characteristics	
Standard deviation	7.41%
Dividend yield	2.16%
Yield to maturity	-
Duration (years)	-
Coupon	-
Average credit rating	-
Average market cap (million)	\$468,178.3

Net assets (million)

-

Price
\$16.75

Number of holdings
2307

Minimum initial
investment
\$500

Fund codes
FEL – CLGP011A

Contact
information

Customer
service centre

Toll free:
1-800-665-5758

Corporate website:
greatwestlife.com

Understanding returns

Annual compound returns (%)

1 MO	3 MO	YTD	1 YR	3 YR	5 YR	10 YR	INCEPTION
-3.29	1.39	1.39	12.62	10.86	7.39	-	6.90

Calendar year returns (%)

2025	2024	2023	2022	2021	2020	2019	2018
13.05	12.78	9.19	-7.85	12.79	6.65	13.73	-

Range of returns over five years (August 01, 2018 - March 31, 2026)

Best return	Best period end date	Worst return	Worst period end date	Average Return	% of periods with positive returns	Number of positive periods	Number of negative periods
9.16%	Oct. 2025	3.87%	Sept. 2023	6.66%	100.00%	33	0

GWL Core Balanced 75/75 (PP)

March 31, 2026

Commentary and opinions are provided by Portfolio Solutions Group.

*For Partner series and Preferred partner series an advisory and management services (AMS) fee, of between 0.50% and 1.25%, is negotiated between you and your advisor. The MER doesn't include this fee.

^Deferred Sales Charge (DSC) purchase option is not available for new contributions given regulatory bans that came into effect June 1, 2023. For certain policies where DSC is the only sales charge option available, new contributions may be accepted. Additional disclosure may be required.

†Soft capped - Contributions are no longer accepted to new investors., ‡Hard capped - Contributions are no longer accepted.

Distribution of the chart, history standard and short-term reports are not permitted without including the fund profile long-term report. Important information about Great-West Life's segregated funds is found in the information folder, available from a Great-West Life representative. **Any amount that is allocated to a segregated fund is invested at the risk of the contract holder and may increase or decrease in value.**

Reports produced using this web site are for information purposes only. Great-West Life, Quadrus Investment Services Ltd., and their affiliates, representatives, and third party content providers do not warrant the accuracy, completeness, or timeliness of this website or any content, and shall not be responsible for investment decisions, damages, or other losses resulting from the use of this website or its content. The only true report on unit values is the periodic statement prepared and sent by the company. The indicated rates of return are annual compounded returns as of the date indicated and include changes in unit value and reinvestment of all distributions. The investment management fee has been deducted. Funds are available through a segregated funds policy issued by Great-West Life. Great-West Life and the key design are trademarks of The Great-West Life Assurance Company.

Financial information provided by Fundata Canada Inc.

©Fundata Canada Inc. All rights reserved.

