

GWL Advanced Portfolio 100/100 (P)

March 31, 2026

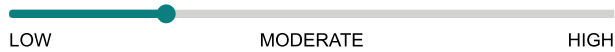
Canada Life segregated funds policy originally with Great-West Life

A portfolio fund focused on long-term growth while aiming to provide some income.

Is this fund right for you?

- You want your money to grow over the longer term.
- You want to invest mainly in equity funds (target: 80 per cent).
- You're comfortable with a low to moderate level of risk.

RISK RATING



Fund category
Global Equity Balanced

Inception date
July 09, 2018

Management expense ratio (MER)*
-

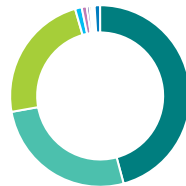
Fund management
Portfolio Solutions Group

How is the fund invested? (as of March 31, 2026)



Asset allocation (%)

US Equity	26.3
International Equity	17.5
Canadian Equity	9.8
Domestic Bonds	8.3
Foreign Bonds	2.4
Cash and Equivalents	1.2
Other	34.5



Geographic allocation (%)

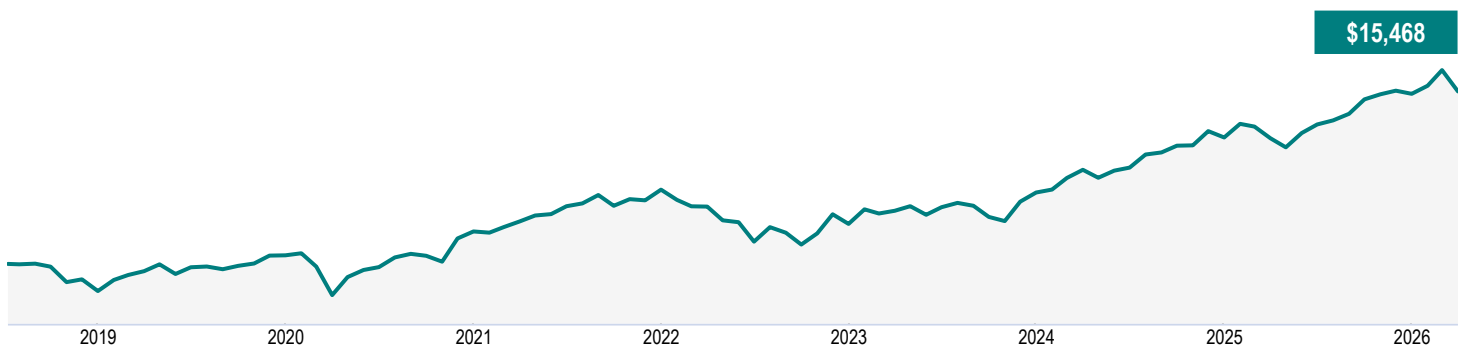
Canada	45.8
United States	26.4
Multi-National	23.3
United Kingdom	1.2
Ireland	0.9
Japan	0.5
North America	0.4
France	0.3
Netherlands	0.2
Other	1.0



Sector allocation (%)

Mutual Fund	42.9
Fixed Income	12.8
Technology	8.6
Financial Services	5.0
Consumer Services	3.7
Healthcare	3.4
Industrial Goods	3.3
Basic Materials	2.7
Energy	2.5
Other	15.1

Growth of \$10,000 (since inception)



GWL Advanced Portfolio 100/100 (P)

March 31, 2026

Fund details (as of March 31, 2026)

Top holdings	%
Counsel Multi-Factor Canadian Equity Series S	9.8
Real Estate	8.0
Canada Life Global Opportunities+ Fund R	7.0
GWL Canadian All Cap Value Fund (Mackenzie)	4.9
GWL International Equity (S)	4.5
Mackenzie Global Small-Mid Cap Fund Series A	4.0
Counsel Multi-Factor U.S. Equity Series S	3.8
Counsel Multi-Factor International Equity Series S	3.3
GWL Emerging Markets (Putnam)	2.8
Mackenzie GQE Emerging Markets Fund Series A	2.4
Total allocation in top holdings	50.5

Portfolio characteristics	
Standard deviation	7.46%
Dividend yield	1.53%
Yield to maturity	3.77%
Duration (years)	7.54
Coupon	3.91%
Average credit rating	A+
Average market cap (million)	\$972,963.7

Net assets (million)

-

Price
\$15.47

Number of holdings
1932

Minimum initial investment
\$100,000

Fund codes
FEL – CLGN0011

Understanding returns

Annual compound returns (%)

1 MO	3 MO	YTD	1 YR	3 YR	5 YR	10 YR	INCEPTION
-4.19	0.49	0.49	10.61	9.80	6.39	-	5.81

Calendar year returns (%)

2025	2024	2023	2022	2021	2020	2019	2018
9.88	14.22	8.83	-8.78	12.01	7.37	12.40	-

Range of returns over five years (August 01, 2018 - March 31, 2026)

Best return	Best period end date	Worst return	Worst period end date	Average Return	% of periods with positive returns	Number of positive periods	Number of negative periods
9.19%	March 2025	3.00%	Sept. 2023	6.41%	100.00%	33	0

Contact information

Customer service centre

Toll free:
1-800-665-5758

Corporate website:
greatwestlife.com

GWL Advanced Portfolio 100/100 (P)

March 31, 2026

Commentary and opinions are provided by Portfolio Solutions Group.

*For Partner series and Preferred partner series an advisory and management services (AMS) fee, of between 0.50% and 1.25%, is negotiated between you and your advisor. The MER doesn't include this fee.

^Deferred Sales Charge (DSC) purchase option is not available for new contributions given regulatory bans that came into effect June 1, 2023. For certain policies where DSC is the only sales charge option available, new contributions may be accepted. Additional disclosure may be required.

†Soft capped - Contributions are no longer accepted to new investors., ‡Hard capped - Contributions are no longer accepted.

Distribution of the chart, history standard and short-term reports are not permitted without including the fund profile long-term report. Important information about Great-West Life's segregated funds is found in the information folder, available from a Great-West Life representative. **Any amount that is allocated to a segregated fund is invested at the risk of the contract holder and may increase or decrease in value.**

Reports produced using this web site are for information purposes only. Great-West Life, Quadrus Investment Services Ltd., and their affiliates, representatives, and third party content providers do not warrant the accuracy, completeness, or timeliness of this website or any content, and shall not be responsible for investment decisions, damages, or other losses resulting from the use of this website or its content. The only true report on unit values is the periodic statement prepared and sent by the company. The indicated rates of return are annual compounded returns as of the date indicated and include changes in unit value and reinvestment of all distributions. The investment management fee has been deducted. Funds are available through a segregated funds policy issued by Great-West Life. Great-West Life and the key design are trademarks of The Great-West Life Assurance Company.

Financial information provided by Fundata Canada Inc.

©Fundata Canada Inc. All rights reserved.

