

GWL Global Low Volatility 75/75 (PP)

December 31, 2025

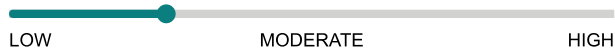
Canada Life segregated funds policy originally with Great-West Life

A global equity fund that seeks long-term growth while also providing lower volatility.

Is this fund right for you?

- You want your money to grow over a longer term.
- You want to invest in global equities with less volatility.
- You're comfortable with a moderate level of risk.

RISK RATING



Fund category

Global Equity

Inception date

July 09, 2018

Management

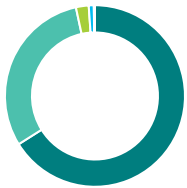
expense ratio (MER)*

-

Fund management

Keyridge Asset Management

How is the fund invested? (as of December 31, 2025)



Asset allocation (%)

| | |
|----------------------|------|
| US Equity | 66.1 |
| International Equity | 30.5 |
| Canadian Equity | 2.3 |
| Cash and Equivalents | 0.9 |
| Income Trust Units | 0.1 |
| Other | 0.1 |



Geographic allocation (%)

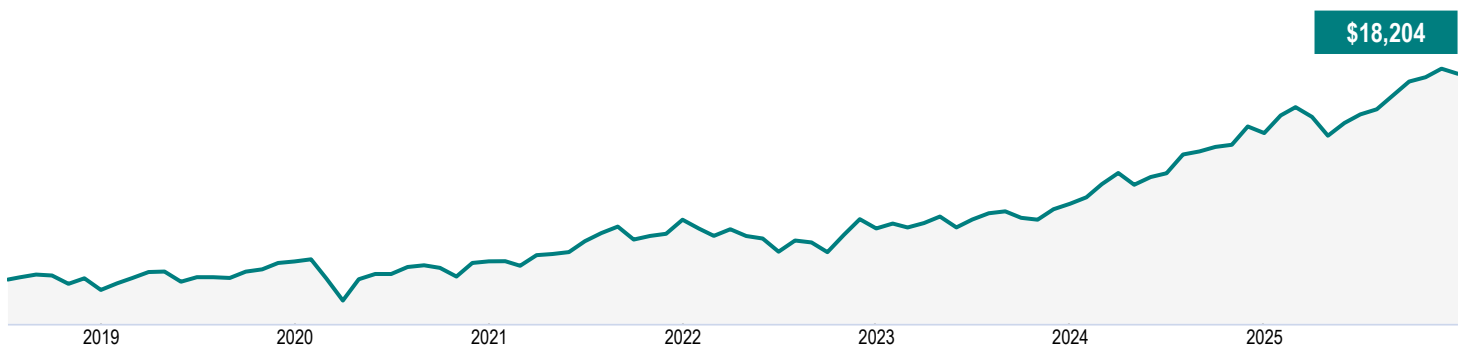
| | |
|----------------|------|
| United States | 66.2 |
| Japan | 8.1 |
| United Kingdom | 4.4 |
| Ireland | 3.7 |
| Germany | 3.4 |
| Israel | 2.6 |
| Canada | 2.6 |
| Switzerland | 2.3 |
| Netherlands | 2.1 |
| Other | 4.6 |



Sector allocation (%)

| | |
|--------------------|------|
| Technology | 22.6 |
| Healthcare | 16.6 |
| Financial Services | 16.1 |
| Consumer Services | 10.1 |
| Real Estate | 8.6 |
| Consumer Goods | 7.5 |
| Telecommunications | 4.6 |
| Energy | 3.4 |
| Industrial Goods | 3.1 |
| Other | 7.4 |

Growth of \$10,000 (since inception)



GWL Global Low Volatility 75/75 (PP)

December 31, 2025

Fund details (as of December 31, 2025)

| Top holdings | % | Portfolio characteristics |
|----------------------------------|------|---|
| Apple Inc | 4.5 | Standard deviation8.23% |
| Microsoft Corp | 4.1 | Dividend yield2.57% |
| NVIDIA Corp | 2.8 | Yield to maturity- |
| Alphabet Inc Cl A | 2.0 | Duration (years)- |
| Barclays PLC | 1.4 | Coupon- |
| Synchrony Financial | 1.4 | Average credit rating- |
| Amazon.com Inc | 1.4 | Average market cap (million)\$970,292.7 |
| Bristol-Myers Squibb Co | 1.4 | |
| AIB Group PLC | 1.3 | |
| Accenture PLC Cl A | 1.3 | |
| Total allocation in top holdings | 21.6 | |

Net assets (million)

-

Price
\$18.20

Number of holdings
2345

Minimum initial
investment
\$100,000

Fund codes
FEL – CLGP076A

Understanding returns

Annual compound returns (%)

| 1 MO | 3 MO | YTD | 1 YR | 3 YR | 5 YR | 10 YR | INCEPTION |
|-------|------|-------|-------|-------|-------|-------|-----------|
| -1.11 | 1.72 | 14.91 | 14.91 | 14.78 | 11.16 | - | 8.34 |

Calendar year returns (%)

| 2025 | 2024 | 2023 | 2022 | 2021 | 2020 | 2019 | 2018 |
|-------|-------|------|-------|-------|------|-------|------|
| 14.91 | 21.64 | 8.18 | -2.82 | 15.48 | 0.04 | 11.84 | - |

Range of returns over five years (August 01, 2018 - December 31, 2025)

| Best return | Best period end date | Worst return | Worst period end date | Average Return | % of periods with positive returns | Number of positive periods | Number of negative periods |
|-------------|----------------------|--------------|-----------------------|----------------|------------------------------------|----------------------------|----------------------------|
| 12.47% | March 2025 | 4.17% | Sept. 2023 | 8.23% | 100.00% | 30 | 0 |

Contact information

Customer
service centre

Toll free:
1-800-665-5758

Corporate website:
greatwestlife.com

GWL Global Low Volatility 75/75 (PP)

December 31, 2025

*For Partner series and Preferred partner series an advisory and management services (AMS) fee, of between 0.50% and 1.25%, is negotiated between you and your advisor. The MER doesn't include this fee.

^Deferred Sales Charge (DSC) purchase option is not available for new contributions given regulatory bans that came into effect June 1, 2023. For certain policies where DSC is the only sales charge option available, new contributions may be accepted. Additional disclosure may be required.

†Soft capped - Contributions are no longer accepted to new investors., ‡Hard capped - Contributions are no longer accepted.

Distribution of the chart, history standard and short-term reports are not permitted without including the fund profile long-term report. Important information about Great-West Life's segregated funds is found in the information folder, available from a Great-West Life representative. **Any amount that is allocated to a segregated fund is invested at the risk of the contract holder and may increase or decrease in value.**

Reports produced using this web site are for information purposes only. Great-West Life, Quadrus Investment Services Ltd., and their affiliates, representatives, and third party content providers do not warrant the accuracy, completeness, or timeliness of this website or any content, and shall not be responsible for investment decisions, damages, or other losses resulting from the use of this website or its content. The only true report on unit values is the periodic statement prepared and sent by the company. The indicated rates of return are annual compounded returns as of the date indicated and include changes in unit value and reinvestment of all distributions. The investment management fee has been deducted. Funds are available through a segregated funds policy issued by Great-West Life. Great-West Life and the key design are trademarks of The Great-West Life Assurance Company.

Financial information provided by Fundata Canada Inc.

©Fundata Canada Inc. All rights reserved.

