

# GWL Core Conservative Growth 75/75 (P)



March 31, 2026

Canada Life segregated funds policy originally with Great-West Life

A fund that seeks to provide interest income with the potential for long-term growth.

## Is this fund right for you?

- You want to protect your money from inflation while also protecting it from large swings in the market.
- You want to invest mainly in Canadian fixed-income funds of Great-West Life with a smaller portion in its Canadian and foreign equity funds (30 per cent).
- You're comfortable with a low to moderate level of risk.

RISK RATING



### Fund category

Canadian Fixed Income Balanced

### Inception date

July 09, 2018

### Management

expense ratio (MER)\*

-

### Fund management

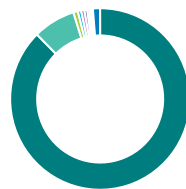
Portfolio Solutions Group

## How is the fund invested? (as of March 31, 2026)



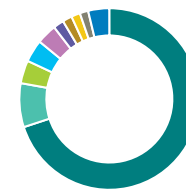
### Asset allocation (%)

Domestic Bonds	70.0
Canadian Equity	17.2
US Equity	7.5
International Equity	4.6
Cash and Equivalents	0.3
Income Trust Units	0.3
Foreign Bonds	0.1



### Geographic allocation (%)

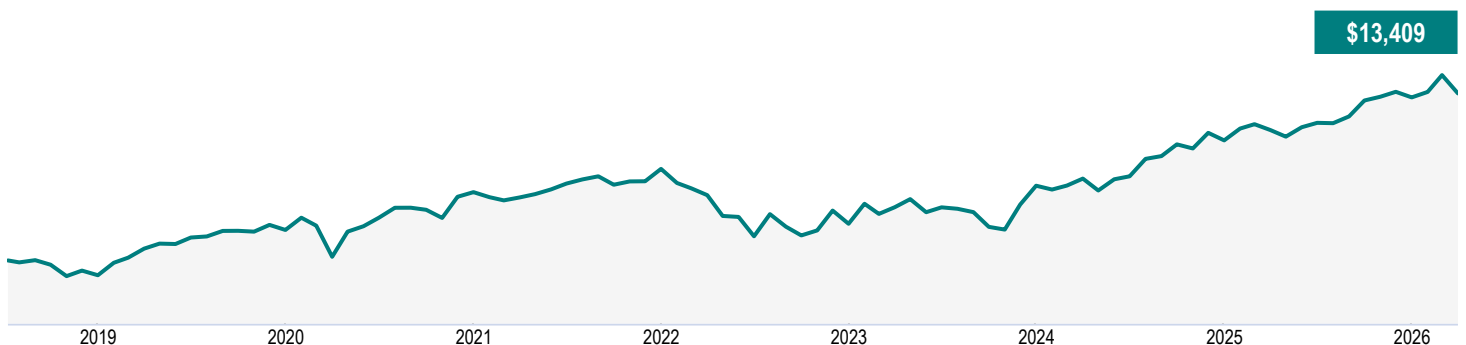
Canada	87.6
United States	7.6
United Kingdom	0.8
Ireland	0.6
Japan	0.6
France	0.5
Switzerland	0.4
Germany	0.3
Netherlands	0.3
Other	1.3



### Sector allocation (%)

Mutual Fund	70.0
Financial Services	7.8
Energy	4.1
Technology	4.0
Basic Materials	3.6
Consumer Services	1.9
Industrial Goods	1.7
Industrial Services	1.6
Healthcare	1.5
Other	3.8

## Growth of \$10,000 (since inception)



# GWL Core Conservative Growth 75/75 (P)

March 31, 2026

## Fund details (as of March 31, 2026)

Top holdings	%
Canadian Core Fixed Income	70.0
Royal Bank of Canada	1.1
Toronto-Dominion Bank	0.8
Agnico Eagle Mines Ltd	0.4
Royal Bank of Canada	0.4
Enbridge Inc	0.3
Manulife Financial Corp	0.3
Toronto-Dominion Bank	0.3
Shopify Inc Cl A	0.2
Alphabet Inc Cl A	0.2
<b>Total allocation in top holdings</b>	<b>74.0</b>

Portfolio characteristics	
Standard deviation	6.06%
Dividend yield	2.16%
Yield to maturity	-
Duration (years)	-
Coupon	-
Average credit rating	-
Average market cap (million)	\$468,180.2

Net assets (million)

-

Price  
\$13.41

Number of holdings  
2307

Minimum initial  
investment  
\$100,000

Fund codes  
FEL – CLGN013A

## Understanding returns

### Annual compound returns (%)

1 MO	3 MO	YTD	1 YR	3 YR	5 YR	10 YR	INCEPTION
-2.72	0.61	0.61	5.91	6.54	3.51	-	3.87

### Calendar year returns (%)

2025	2024	2023	2022	2021	2020	2019	2018
7.05	8.03	7.23	-9.44	4.17	7.27	9.53	-

## Range of returns over five years (August 01, 2018 - March 31, 2026)

Best return	Best period end date	Worst return	Worst period end date	Average Return	% of periods with positive returns	Number of positive periods	Number of negative periods
4.68%	March 2025	1.51%	Sept. 2023	3.04%	100.00%	33	0

## Contact information

### Customer service centre

Toll free:  
1-800-665-5758

Corporate website:  
greatwestlife.com

# GWL Core Conservative Growth 75/75 (P)

March 31, 2026

*Commentary and opinions are provided by Portfolio Solutions Group.*

\*For Partner series and Preferred partner series an advisory and management services (AMS) fee, of between 0.50% and 1.25%, is negotiated between you and your advisor. The MER doesn't include this fee.

^Deferred Sales Charge (DSC) purchase option is not available for new contributions given regulatory bans that came into effect June 1, 2023. For certain policies where DSC is the only sales charge option available, new contributions may be accepted. Additional disclosure may be required.

†Soft capped - Contributions are no longer accepted to new investors., ‡Hard capped - Contributions are no longer accepted.

Distribution of the chart, history standard and short-term reports are not permitted without including the fund profile long-term report. Important information about Great-West Life's segregated funds is found in the information folder, available from a Great-West Life representative. **Any amount that is allocated to a segregated fund is invested at the risk of the contract holder and may increase or decrease in value.**

Reports produced using this web site are for information purposes only. Great-West Life, Quadrus Investment Services Ltd., and their affiliates, representatives, and third party content providers do not warrant the accuracy, completeness, or timeliness of this website or any content, and shall not be responsible for investment decisions, damages, or other losses resulting from the use of this website or its content. The only true report on unit values is the periodic statement prepared and sent by the company. The indicated rates of return are annual compounded returns as of the date indicated and include changes in unit value and reinvestment of all distributions. The investment management fee has been deducted. Funds are available through a segregated funds policy issued by Great-West Life. Great-West Life and the key design are trademarks of The Great-West Life Assurance Company.

Financial information provided by Fundata Canada Inc.

©Fundata Canada Inc. All rights reserved.

