

# GWL Canadian Stock Balanced 100/100 (PP)



March 31, 2026

Canada Life segregated funds policy originally with Great-West Life

A blended Canadian large-cap fund that seeks to provide long-term growth.

## Is this fund right for you?

- You're looking to preserve your investment while still allowing it to grow.
- You want to invest in fixed-income investments from Canadian governments and corporations plus some equity securities.
- You're comfortable with a low to moderate level of risk.

RISK RATING



**FUNDGRADE A+**  
ACHIEVED FOR THE YEAR 2025

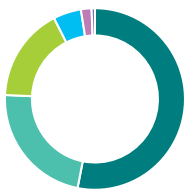
**Fund category**  
Canadian Equity Balanced

**Inception date**  
July 09, 2018

**Management expense ratio (MER)\***  
-

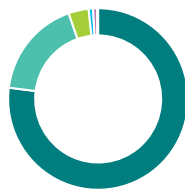
**Fund management**  
Mackenzie Investments

## How is the fund invested? (as of March 31, 2026)



Asset allocation (%)

Canadian Equity	53.1
Domestic Bonds	22.6
US Equity	16.8
International Equity	5.0
Cash and Equivalents	1.9
Foreign Bonds	0.6



Geographic allocation (%)

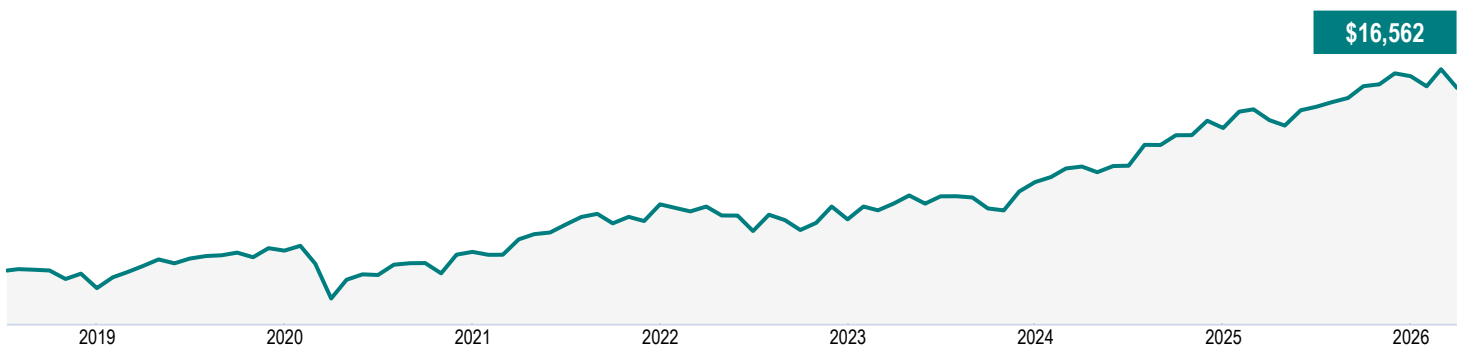
Canada	77.0
United States	17.7
United Kingdom	3.6
France	0.8
Germany	0.7
Japan	0.2



Sector allocation (%)

Fixed Income	23.2
Financial Services	18.1
Consumer Services	11.9
Technology	10.5
Industrial Services	7.7
Energy	7.0
Basic Materials	5.1
Utilities	4.9
Healthcare	4.1
Other	7.5

## Growth of \$10,000 (since inception)



# GWL Canadian Stock Balanced 100/100 (PP)

March 31, 2026

## Fund details (as of March 31, 2026)

Top holdings	%
Intact Financial Corp	3.9
Brookfield Corp Cl A	3.4
Suncor Energy Inc	3.3
Microsoft Corp	3.1
Toronto-Dominion Bank	3.1
Alimentation Couche-Tard Inc	3.0
Royal Bank of Canada	3.0
Waste Connections Inc	2.8
Alphabet Inc Cl C	2.8
Franco-Nevada Corp	2.7
<b>Total allocation in top holdings</b>	<b>31.1</b>

Portfolio characteristics	
Standard deviation	8.00%
Dividend yield	2.04%
Yield to maturity	4.00%
Duration (years)	7.58
Coupon	3.94%
Average credit rating	AA-
Average market cap (million)	\$473,603.9

Net assets (million)

-

Price  
\$16.56

Number of holdings  
439

Minimum initial  
investment  
\$500

Fund codes  
FEL – CLGP0471

## Understanding returns

### Annual compound returns (%)

1 MO	3 MO	YTD	1 YR	3 YR	5 YR	10 YR	INCEPTION
-3.90	-2.48	-2.48	7.52	10.10	8.29	-	6.75

### Calendar year returns (%)

2025	2024	2023	2022	2021	2020	2019	2018
12.31	14.73	11.31	-4.36	16.01	-0.42	14.39	-

## Range of returns over five years (August 01, 2018 - March 31, 2026)

Best return	Best period end date	Worst return	Worst period end date	Average Return	% of periods with positive returns	Number of positive periods	Number of negative periods
11.36%	March 2025	4.11%	Sept. 2023	7.71%	100.00%	33	0

## Contact information

### Customer service centre

Toll free:  
1-800-665-5758

Corporate website:  
greatwestlife.com

# GWL Canadian Stock Balanced 100/100 (PP)

March 31, 2026

*Commentary and opinions are provided by Mackenzie Investments.*

\*For Partner series and Preferred partner series an advisory and management services (AMS) fee, of between 0.50% and 1.25%, is negotiated between you and your advisor. The MER doesn't include this fee.

^Deferred Sales Charge (DSC) purchase option is not available for new contributions given regulatory bans that came into effect June 1, 2023. For certain policies where DSC is the only sales charge option available, new contributions may be accepted. Additional disclosure may be required.

†Soft capped - Contributions are no longer accepted to new investors., ‡Hard capped - Contributions are no longer accepted.

Distribution of the chart, history standard and short-term reports are not permitted without including the fund profile long-term report. Important information about Great-West Life's segregated funds is found in the information folder, available from a Great-West Life representative. **Any amount that is allocated to a segregated fund is invested at the risk of the contract holder and may increase or decrease in value.**

Reports produced using this web site are for information purposes only. Great-West Life, Quadrus Investment Services Ltd., and their affiliates, representatives, and third party content providers do not warrant the accuracy, completeness, or timeliness of this website or any content, and shall not be responsible for investment decisions, damages, or other losses resulting from the use of this website or its content. The only true report on unit values is the periodic statement prepared and sent by the company. The indicated rates of return are annual compounded returns as of the date indicated and include changes in unit value and reinvestment of all distributions. The investment management fee has been deducted. Funds are available through a segregated funds policy issued by Great-West Life. Great-West Life and the key design are trademarks of The Great-West Life Assurance Company.

FundGrade A+® is used with permission from Fundata Canada Inc., all rights reserved. The annual FundGrade A+® Awards are presented by Fundata Canada Inc. to recognize the "best of the best" among Canadian investment funds. The FundGrade A+® calculation is supplemental to the monthly FundGrade ratings and is calculated at the end of each calendar year. The FundGrade rating system evaluates funds based on their risk-adjusted performance, measured by Sharpe Ratio, Sortino Ratio, and Information Ratio. The score for each ratio is calculated individually, covering all time periods from 2 to 10 years. The scores are then weighted equally in calculating a monthly FundGrade. The top 10% of funds earn an A Grade; the next 20% of funds earn a B Grade; the next 40% of funds earn a C Grade; the next 20% of funds receive a D Grade; and the lowest 10% of funds receive an E Grade. To be eligible, a fund must have received a FundGrade rating every month in the previous year. The FundGrade A+® uses a GPA-style calculation, where each monthly FundGrade from "A" to "E" receives a score from 4 to 0, respectively. A fund's average score for the year determines its GPA. Any fund with a GPA of 3.5 or greater is awarded a FundGrade A+® Award. For more information, see [www.FundGradeAwards.com](http://www.FundGradeAwards.com). Although Fundata makes every effort to ensure the accuracy and reliability of the data contained herein, the accuracy is not guaranteed by Fundata.

Financial information provided by Fundata Canada Inc.

©Fundata Canada Inc. All rights reserved.

