

GWL Canadian Focused Value 75/75 (PP)



March 31, 2026

Canada Life segregated funds policy originally with Great-West Life

A Canadian value-based fund that aims to provide long-term growth.

Is this fund right for you?

- You want your money to grow over a longer term.
- You want to invest primarily in medium-to-larger Canadian and U.S. companies that demonstrate superior growth potential but which may be currently undervalued.
- You're comfortable with a moderate level of risk.

RISK RATING



Fund category

Canadian Focused Equity

Inception date

July 09, 2018

Management

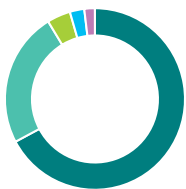
expense ratio (MER)*

-

Fund management

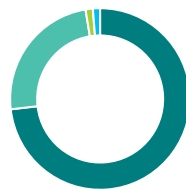
Beutel, Goodman & Company Ltd.

How is the fund invested? (as of March 31, 2026)



Asset allocation (%)

Canadian Equity	67.2
US Equity	24.1
Cash and Equivalents	4.2
International Equity	2.6
Income Trust Units	1.9



Geographic allocation (%)

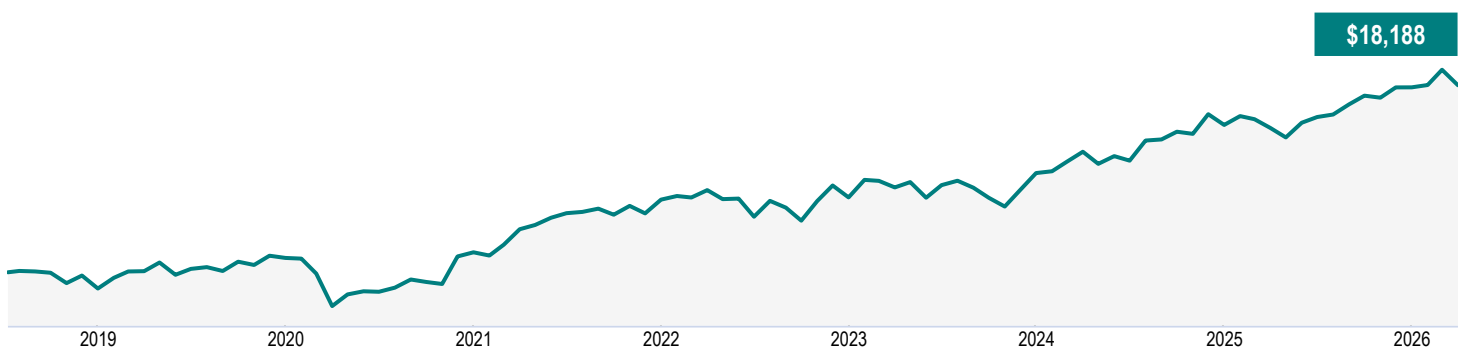
Canada	73.2
United States	24.2
Ireland	1.3
Switzerland	1.3



Sector allocation (%)

Financial Services	26.0
Consumer Services	13.5
Industrial Services	9.9
Technology	8.3
Energy	7.0
Basic Materials	6.4
Telecommunications	5.8
Healthcare	5.2
Cash and Cash Equivalent	4.2
Other	13.7

Growth of \$10,000 (since inception)



GWL Canadian Focused Value 75/75 (PP)

March 31, 2026

Fund details (as of March 31, 2026)

Top holdings	%
Toronto-Dominion Bank	4.8
Royal Bank of Canada	4.0
Bank of Montreal	3.1
Alimentation Couche-Tard Inc	3.0
Restaurant Brands International Inc	2.8
Rogers Communications Inc CI B	2.7
Manulife Financial Corp	2.6
Canadian Pacific Kansas City Ltd	2.5
Government of Canada 06-03-2026	2.3
GFL Environmental Inc	2.2
Total allocation in top holdings	30.0

Portfolio characteristics	
Standard deviation	10.16%
Dividend yield	2.35%
Yield to maturity	-
Duration (years)	-
Coupon	-
Average credit rating	-
Average market cap (million)	\$91,061.1

Net assets (million)

-

Price
\$18.19

Number of holdings
71

Minimum initial
investment
\$500

Fund codes
FEL – CLGP056A

Understanding returns

Annual compound returns (%)

1 MO	3 MO	YTD	1 YR	3 YR	5 YR	10 YR	INCEPTION
-3.60	0.50	0.50	11.46	9.87	8.88	-	8.05

Calendar year returns (%)

2025	2024	2023	2022	2021	2020	2019	2018
10.01	14.68	8.02	0.74	21.21	2.31	14.42	-

Range of returns over five years (August 01, 2018 - March 31, 2026)

Best return	Best period end date	Worst return	Worst period end date	Average Return	% of periods with positive returns	Number of positive periods	Number of negative periods
13.88%	March 2025	5.85%	Sept. 2023	9.75%	100.00%	33	0

Contact information

Customer service centre

Toll free:
1-800-665-5758

Corporate website:
greatwestlife.com

GWL Canadian Focused Value 75/75 (PP)

March 31, 2026

Commentary and opinions are provided by Beutel, Goodman & Company Ltd..

*For Partner series and Preferred partner series an advisory and management services (AMS) fee, of between 0.50% and 1.25%, is negotiated between you and your advisor. The MER doesn't include this fee.

^Deferred Sales Charge (DSC) purchase option is not available for new contributions given regulatory bans that came into effect June 1, 2023. For certain policies where DSC is the only sales charge option available, new contributions may be accepted. Additional disclosure may be required.

†Soft capped - Contributions are no longer accepted to new investors., ‡Hard capped - Contributions are no longer accepted.

Distribution of the chart, history standard and short-term reports are not permitted without including the fund profile long-term report. Important information about Great-West Life's segregated funds is found in the information folder, available from a Great-West Life representative. **Any amount that is allocated to a segregated fund is invested at the risk of the contract holder and may increase or decrease in value.**

Reports produced using this web site are for information purposes only. Great-West Life, Quadrus Investment Services Ltd., and their affiliates, representatives, and third party content providers do not warrant the accuracy, completeness, or timeliness of this website or any content, and shall not be responsible for investment decisions, damages, or other losses resulting from the use of this website or its content. The only true report on unit values is the periodic statement prepared and sent by the company. The indicated rates of return are annual compounded returns as of the date indicated and include changes in unit value and reinvestment of all distributions. The investment management fee has been deducted. Funds are available through a segregated funds policy issued by Great-West Life. Great-West Life and the key design are trademarks of The Great-West Life Assurance Company.

Financial information provided by Fundata Canada Inc.

©Fundata Canada Inc. All rights reserved.

