

# GWL Floating Rate Income 100/100 (P)

March 31, 2026

Canada Life segregated funds policy originally with Great-West Life

A credit-driven, value-oriented income fund that can benefit from higher interest rates.

## Is this fund right for you?

- You want to protect your money from inflation while also protecting it from large swings in the market.
- You want to invest in floating-rate debt obligations and other floating-rate debt instruments from issuers located anywhere in the world.
- You're comfortable with a low to moderate level of risk.

RISK RATING



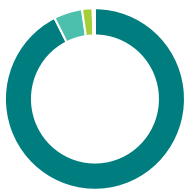
**Fund category**  
Floating Rate Loan

**Inception date**  
July 09, 2018

**Management expense ratio (MER)\***  
-

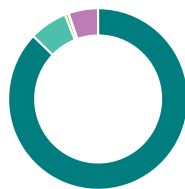
**Fund management**  
Mackenzie Investments

## How is the fund invested? (as of January 31, 2026)



Asset allocation (%)

|                      |      |
|----------------------|------|
| Foreign Bonds        | 92.6 |
| Cash and Equivalents | 5.1  |
| Domestic Bonds       | 1.9  |
| Canadian Equity      | 0.4  |



Geographic allocation (%)

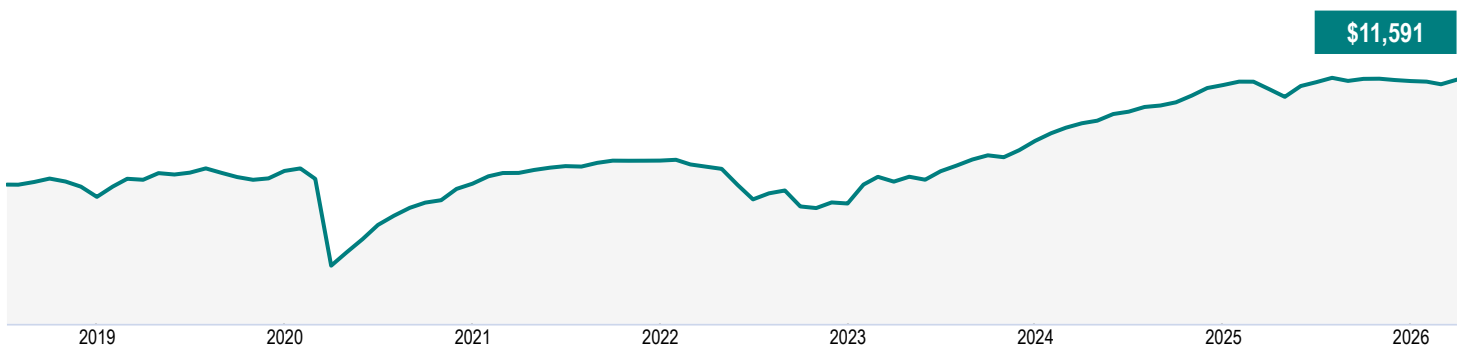
|               |      |
|---------------|------|
| United States | 87.2 |
| Canada        | 6.8  |
| Europe        | 0.6  |
| France        | 0.1  |
| Other         | 5.3  |



Sector allocation (%)

|                          |      |
|--------------------------|------|
| Fixed Income             | 94.5 |
| Cash and Cash Equivalent | 5.1  |
| Financial Services       | 0.2  |
| Utilities                | 0.2  |

## Growth of \$10,000 (since inception)



# GWL Floating Rate Income 100/100 (P)

March 31, 2026

## Fund details (as of January 31, 2026)

| Top holdings  | %           |
|---|-------------|
| Cash and Cash Equivalents                             | 2.9         |
| CAD Currency Forward                                  | 1.6         |
| Flynn Restaurant Group LP Term Loan B 1st Lien Senior | 1.3         |
| Jane Street Group LLC Term Loan B 1st Lien Senior     | 1.2         |
| Natgasoline LLC Term Loan B 1st Lien F/R 24-Mar-2030  | 1.2         |
| Boots Group Finco LP Term Loan B 1st Lien Senior F/R  | 1.2         |
| Sagard Credit Partners II LP                          | 1.1         |
| X Corp. Term Loan B1 1st Lien F/R 26-Oct-2029         | 1.0         |
| Infobip Inc. Term Loan 1st Lien F/R 11-Jun-2029       | 1.0         |
| TMC Buyer Inc. Term Loan 1st Lien Sr F/R 22-Oct-2031  | 1.0         |
| <b>Total allocation in top holdings</b>               | <b>13.5</b> |

| Portfolio characteristics    |            |
|------------------------------|------------|
| Standard deviation           | 2.11%      |
| Dividend yield               | 4.77%      |
| Yield to maturity            | -          |
| Duration (years)             | -          |
| Coupon                       | -          |
| Average credit rating        | -          |
| Average market cap (million) | \$62,501.0 |

Net assets (million)

-

Price  
\$11.59

Number of holdings  
336

Minimum initial  
investment  
\$100,000

Fund codes  
FEL – CLGN033I

## Understanding returns

### Annual compound returns (%)

| 1 MO | 3 MO | YTD  | 1 YR | 3 YR | 5 YR | 10 YR | INCEPTION |
|------|------|------|------|------|------|-------|-----------|
| 0.61 | 0.19 | 0.19 | 1.27 | 4.89 | 2.64 | -     | 1.93      |

### Calendar year returns (%)

| 2025 | 2024 | 2023 | 2022  | 2021 | 2020  | 2019 | 2018 |
|------|------|------|-------|------|-------|------|------|
| 0.52 | 7.94 | 9.77 | -6.27 | 3.49 | -1.89 | 4.00 | -    |

## Range of returns over five years (August 01, 2018 - March 31, 2026)

| Best return | Best period end date | Worst return | Worst period end date | Average Return | % of periods with positive returns | Number of positive periods | Number of negative periods |
|-------------|----------------------|--------------|-----------------------|----------------|------------------------------------|----------------------------|----------------------------|
| 5.47%       | March 2025           | 0.57%        | July 2023             | 2.47%          | 100.00%                            | 33                         | 0                          |

## Contact information

### Customer service centre

Toll free:  
1-800-665-5758

Corporate website:  
greatwestlife.com

# GWL Floating Rate Income 100/100 (P)

March 31, 2026

*Commentary and opinions are provided by Mackenzie Investments.*

\*For Partner series and Preferred partner series an advisory and management services (AMS) fee, of between 0.50% and 1.25%, is negotiated between you and your advisor. The MER doesn't include this fee.

^Deferred Sales Charge (DSC) purchase option is not available for new contributions given regulatory bans that came into effect June 1, 2023. For certain policies where DSC is the only sales charge option available, new contributions may be accepted. Additional disclosure may be required.

†Soft capped - Contributions are no longer accepted to new investors., ‡Hard capped - Contributions are no longer accepted.

Distribution of the chart, history standard and short-term reports are not permitted without including the fund profile long-term report. Important information about Great-West Life's segregated funds is found in the information folder, available from a Great-West Life representative. **Any amount that is allocated to a segregated fund is invested at the risk of the contract holder and may increase or decrease in value.**

Reports produced using this web site are for information purposes only. Great-West Life, Quadrus Investment Services Ltd., and their affiliates, representatives, and third party content providers do not warrant the accuracy, completeness, or timeliness of this website or any content, and shall not be responsible for investment decisions, damages, or other losses resulting from the use of this website or its content. The only true report on unit values is the periodic statement prepared and sent by the company. The indicated rates of return are annual compounded returns as of the date indicated and include changes in unit value and reinvestment of all distributions. The investment management fee has been deducted. Funds are available through a segregated funds policy issued by Great-West Life. Great-West Life and the key design are trademarks of The Great-West Life Assurance Company.

Financial information provided by Fundata Canada Inc.

©Fundata Canada Inc. All rights reserved.

