

GWL Foreign Equity 75/75 (PP)



March 31, 2026

Canada Life segregated funds policy originally with Great-West Life

A blended equity fund seeking long-term growth across the globe.

Is this fund right for you?

- You want your money to grow over a longer term.
- You want to invest in established companies in countries with developed economies for the aim of benefitting from global economic trends.
- You're comfortable with a moderate level of risk.

RISK RATING



Fund category

Global Equity

Inception date

July 09, 2018

Management

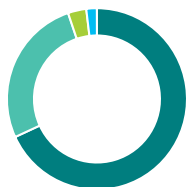
expense ratio (MER)*

-

Fund management

Mackenzie Investments

How is the fund invested? (as of January 31, 2026)



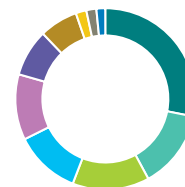
Asset allocation (%)

US Equity	68.2
International Equity	26.7
Canadian Equity	3.3
Cash and Equivalents	1.9
Other	-0.1



Geographic allocation (%)

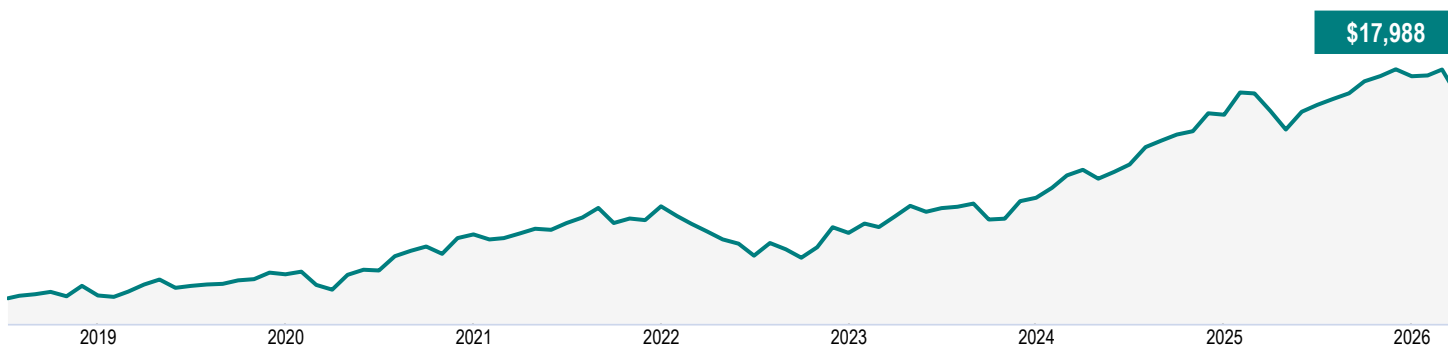
United States	68.2
United Kingdom	9.3
Canada	5.1
France	3.6
Germany	3.1
Taiwan	2.9
Ireland	2.7
Spain	1.7
Switzerland	1.5
Other	1.9



Sector allocation (%)

Technology	28.1
Financial Services	14.0
Consumer Services	13.8
Healthcare	11.8
Industrial Goods	11.7
Consumer Goods	8.4
Industrial Services	6.9
Cash and Cash Equivalent	1.9
Energy	1.8
Other	1.6

Growth of \$10,000 (since inception)



GWL Foreign Equity 75/75 (PP)

March 31, 2026

Fund details (as of January 31, 2026)

Top holdings	%
Alphabet Inc Cl A	5.9
Amazon.com Inc	4.8
Microsoft Corp	4.5
Apple Inc	3.9
Amphenol Corp Cl A	3.7
Halma PLC	3.5
Texas Instruments Inc	3.5
Brookfield Corp Cl A	3.3
Berkshire Hathaway Inc Cl B	3.2
Danaher Corp	3.1
Total allocation in top holdings	39.4

Portfolio characteristics	
Standard deviation	9.11%
Dividend yield	1.50%
Yield to maturity	-
Duration (years)	-
Coupon	-
Average credit rating	-
Average market cap (million)	\$1,172,613.7

Net assets (million)

-

Price

\$17.99

Number of holdings

45

Minimum initial

investment

\$500

Fund codes

FEL – CLGP081A

Contact
information

Customer
service centre

Toll free:

1-800-665-5758

Corporate website:

greatwestlife.com

Understanding returns

Annual compound returns (%)

1 MO	3 MO	YTD	1 YR	3 YR	5 YR	10 YR	INCEPTION
-5.59	-4.25	-4.25	3.31	10.76	7.44	-	7.90

Calendar year returns (%)

2025	2024	2023	2022	2021	2020	2019	2018
8.82	23.52	11.04	-7.71	8.88	14.41	8.30	-

Range of returns over five years (August 01, 2018 - March 31, 2026)

Best return	Best period end date	Worst return	Worst period end date	Average Return	% of periods with positive returns	Number of positive periods	Number of negative periods
11.46%	Feb. 2025	5.05%	Sept. 2023	8.32%	100.00%	33	0

GWL Foreign Equity 75/75 (PP)

March 31, 2026

Commentary and opinions are provided by Mackenzie Investments.

*For Partner series and Preferred partner series an advisory and management services (AMS) fee, of between 0.50% and 1.25%, is negotiated between you and your advisor. The MER doesn't include this fee.

^Deferred Sales Charge (DSC) purchase option is not available for new contributions given regulatory bans that came into effect June 1, 2023. For certain policies where DSC is the only sales charge option available, new contributions may be accepted. Additional disclosure may be required.

†Soft capped - Contributions are no longer accepted to new investors., ‡Hard capped - Contributions are no longer accepted.

Distribution of the chart, history standard and short-term reports are not permitted without including the fund profile long-term report. Important information about Great-West Life's segregated funds is found in the information folder, available from a Great-West Life representative. **Any amount that is allocated to a segregated fund is invested at the risk of the contract holder and may increase or decrease in value.**

Reports produced using this web site are for information purposes only. Great-West Life, Quadrus Investment Services Ltd., and their affiliates, representatives, and third party content providers do not warrant the accuracy, completeness, or timeliness of this website or any content, and shall not be responsible for investment decisions, damages, or other losses resulting from the use of this website or its content. The only true report on unit values is the periodic statement prepared and sent by the company. The indicated rates of return are annual compounded returns as of the date indicated and include changes in unit value and reinvestment of all distributions. The investment management fee has been deducted. Funds are available through a segregated funds policy issued by Great-West Life. Great-West Life and the key design are trademarks of The Great-West Life Assurance Company.

Financial information provided by Fundata Canada Inc.

©Fundata Canada Inc. All rights reserved.

