

GWL Canadian Premier Balanced 100/100 (PP)



December 31, 2025

Canada Life segregated funds policy originally with Great-West Life

A value-based fund that seeks to balance long-term growth with income.

Is this fund right for you?

- You're looking to preserve your investment while still allowing it to grow.
- You want to invest in high-quality government bonds and common and preferred stocks from market-leading companies.
- You're comfortable with a low to moderate level of risk.

Fund category
Canadian Equity Balanced

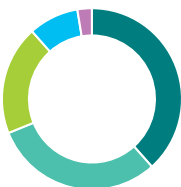
Inception date
July 09, 2018

Management expense ratio (MER)*
-

Fund management
Invesco Canada Ltd.

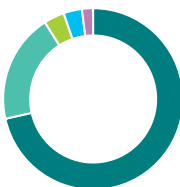


How is the fund invested? (as of December 31, 2025)



Asset allocation (%)

Canadian Equity	38.4
Domestic Bonds	30.5
US Equity	19.5
International Equity	9.0
Cash and Equivalents	2.6



Geographic allocation (%)

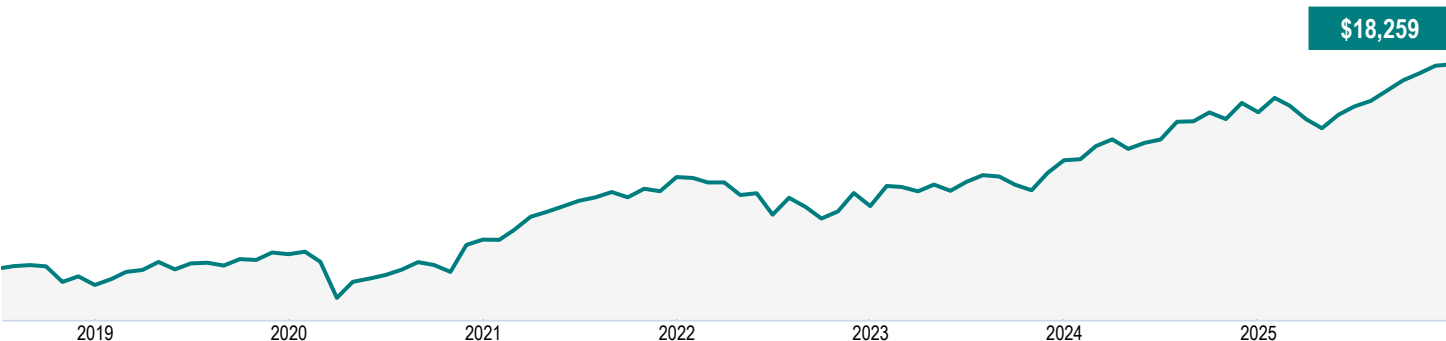
Canada	71.5
United States	19.5
Ireland	3.7
United Kingdom	3.3
Sweden	2.0



Sector allocation (%)

Fixed Income	30.5
Financial Services	26.6
Technology	8.2
Industrial Services	7.1
Consumer Services	6.7
Consumer Goods	3.8
Industrial Goods	3.7
Healthcare	3.6
Energy	3.5
Other	6.3

Growth of \$10,000 (since inception)



GWL Canadian Premier Balanced 100/100 (PP)

December 31, 2025

Fund details (as of December 31, 2025)

Top holdings	%
Royal Bank of Canada	6.6
Toronto-Dominion Bank	5.3
Brookfield Corp Cl A	4.4
Manulife Financial Corp	3.0
Cash and Cash Equivalents	2.4
Fairfax Financial Holdings Ltd	2.3
Richelieu Hardware Ltd	2.1
Assa Abloy AB Cl B	2.0
Berkshire Hathaway Inc Cl B	2.0
Marriott International Inc Cl A	2.0
Total allocation in top holdings	32.1

Portfolio characteristics	
Standard deviation	8.68%
Dividend yield	2.05%
Yield to maturity	3.68%
Duration (years)	5.81
Coupon	4.22%
Average credit rating	A
Average market cap (million)	\$444,160.1

Net assets (million)

-

Price

\$18.26

Number of holdings

197

Minimum initial

investment

\$100,000

Fund codes

FEL – CLGP043I

Understanding returns

Annual compound returns (%)

1 MO	3 MO	YTD	1 YR	3 YR	5 YR	10 YR	INCEPTION
0.30	3.68	11.91	11.91	13.44	10.37	-	8.38

Calendar year returns (%)

2025	2024	2023	2022	2021	2020	2019	2018
11.91	13.55	14.87	-8.61	22.76	5.60	13.40	-

Range of returns over five years (August 01, 2018 - December 31, 2025)

Best return	Best period end date	Worst return	Worst period end date	Average Return	% of periods with positive returns	Number of positive periods	Number of negative periods
12.78%	March 2025	5.85%	Sept. 2023	9.40%	100.00%	30	0

Contact information

Customer service centre

Toll free:

1-800-665-5758

Corporate website:

greatwestlife.com

GWL Canadian Premier Balanced 100/100 (PP)

December 31, 2025

*For Partner series and Preferred partner series an advisory and management services (AMS) fee, of between 0.50% and 1.25%, is negotiated between you and your advisor. The MER doesn't include this fee.

^Deferred Sales Charge (DSC) purchase option is not available for new contributions given regulatory bans that came into effect June 1, 2023. For certain policies where DSC is the only sales charge option available, new contributions may be accepted. Additional disclosure may be required.

†Soft capped - Contributions are no longer accepted to new investors., ‡Hard capped - Contributions are no longer accepted.

Distribution of the chart, history standard and short-term reports are not permitted without including the fund profile long-term report. Important information about Great-West Life's segregated funds is found in the information folder, available from a Great-West Life representative. **Any amount that is allocated to a segregated fund is invested at the risk of the contract holder and may increase or decrease in value.**

Reports produced using this web site are for information purposes only. Great-West Life, Quadrus Investment Services Ltd., and their affiliates, representatives, and third party content providers do not warrant the accuracy, completeness, or timeliness of this website or any content, and shall not be responsible for investment decisions, damages, or other losses resulting from the use of this website or its content. The only true report on unit values is the periodic statement prepared and sent by the company. The indicated rates of return are annual compounded returns as of the date indicated and include changes in unit value and reinvestment of all distributions. The investment management fee has been deducted. Funds are available through a segregated funds policy issued by Great-West Life. Great-West Life and the key design are trademarks of The Great-West Life Assurance Company.

Financial information provided by Fundata Canada Inc.

©Fundata Canada Inc. All rights reserved.

