

# GWL Sustainable Conservative Portfolio 75/100 (PP)



December 31, 2025

Canada Life segregated funds policy originally with Great-West Life

A blended balanced fund that focuses on income with the potential for long-term growth.

## Is this fund right for you?

- You want your investment to boost your income returns.
- You want to invest in global markets that also provide a regular source of income.
- You're comfortable with a low to moderate level of risk.

### RISK RATING



### Fund category

Global Fixed Income Balanced

### Inception date

July 09, 2018

### Management

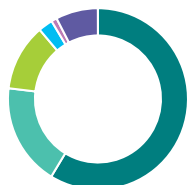
expense ratio (MER)\*

-

### Fund management

CI Investments Inc.

## How is the fund invested? (as of October 31, 2025)



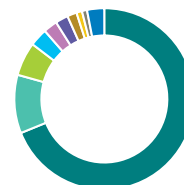
### Asset allocation (%)

Foreign Bonds	58.7
US Equity	18.2
International Equity	11.9
Domestic Bonds	2.6
Cash and Equivalents	1.0
Other	7.6



### Geographic allocation (%)

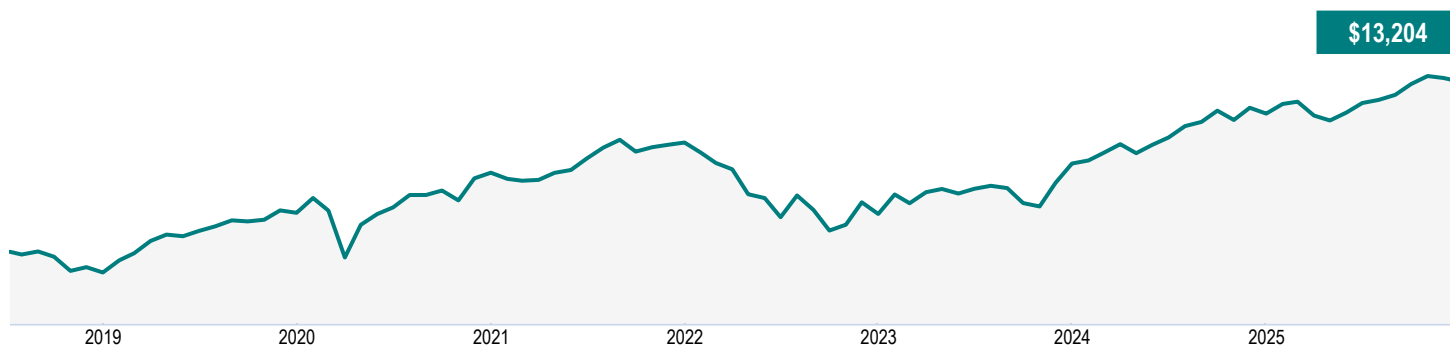
United States	54.1
Europe	8.6
United Kingdom	7.6
Japan	5.0
Italy	4.2
Canada	2.9
Mexico	2.0
Spain	1.7
Australia	1.6
Other	12.3



### Sector allocation (%)

Fixed Income	68.9
Technology	10.4
Financial Services	6.0
Consumer Services	3.2
Healthcare	2.5
Industrial Goods	2.3
Consumer Goods	1.7
Cash and Cash Equivalent	1.0
Basic Materials	0.9
Other	3.1

## Growth of \$10,000 (since inception)



# GWL Sustainable Conservative Portfolio 75/100 (PP)

December 31, 2025

## Fund details (as of October 31, 2025)

Top holdings	%
United States Treasury 3.75% 30-Jun-2027	6.5
United Kingdom Government 4.50% 07-Mar-2035	3.5
Italy Government 3.65% 01-Aug-2035	3.1
United States Treasury 3.88% 30-Jun-2030	3.0
United States Treasury 4.75% 15-May-2055	2.4
United States Treasury Inflation Indexed 1.88% 15-Jul-2035	1.8
NVIDIA Corp	1.7
Microsoft Corp	1.6
Government of France OAT [144A] 3.50% 25-Nov-2035	1.5
Spain Government 4.00% 31-Oct-2054	1.5
Total allocation in top holdings	26.6

Portfolio characteristics	
Standard deviation	5.14%
Dividend yield	1.50%
Yield to maturity	4.24%
Duration (years)	6.77
Coupon	4.15%
Average credit rating	AA-
Average market cap (million)	\$1,464,598.1

Net assets (million)

-

Price  
\$13.20

Number of holdings  
766

Minimum initial  
investment  
\$100,000

Fund codes  
FEL – CLGP052E

## Understanding returns

### Annual compound returns (%)

1 MO	3 MO	YTD	1 YR	3 YR	5 YR	10 YR	INCEPTION
-0.52	0.35	4.78	4.78	7.22	2.82	-	3.79

### Calendar year returns (%)

2025	2024	2023	2022	2021	2020	2019	2018
4.78	8.06	8.86	-11.16	4.95	7.04	11.69	-

## Range of returns over five years (August 01, 2018 - December 31, 2025)

Best return	Best period end date	Worst return	Worst period end date	Average Return	% of periods with positive returns	Number of positive periods	Number of negative periods
4.90%	March 2025	1.96%	Sept. 2023	3.24%	100.00%	30	0

## Contact information

Customer  
service centre

Toll free:  
1-800-665-5758

Corporate website:  
greatwestlife.com

# GWL Sustainable Conservative Portfolio 75/100 (PP)

December 31, 2025

\*For Partner series and Preferred partner series an advisory and management services (AMS) fee, of between 0.50% and 1.25%, is negotiated between you and your advisor. The MER doesn't include this fee.

^Deferred Sales Charge (DSC) purchase option is not available for new contributions given regulatory bans that came into effect June 1, 2023. For certain policies where DSC is the only sales charge option available, new contributions may be accepted. Additional disclosure may be required.

†Soft capped - Contributions are no longer accepted to new investors., ‡Hard capped - Contributions are no longer accepted.

Distribution of the chart, history standard and short-term reports are not permitted without including the fund profile long-term report. Important information about Great-West Life's segregated funds is found in the information folder, available from a Great-West Life representative. **Any amount that is allocated to a segregated fund is invested at the risk of the contract holder and may increase or decrease in value.**

Reports produced using this web site are for information purposes only. Great-West Life, Quadrus Investment Services Ltd., and their affiliates, representatives, and third party content providers do not warrant the accuracy, completeness, or timeliness of this website or any content, and shall not be responsible for investment decisions, damages, or other losses resulting from the use of this website or its content. The only true report on unit values is the periodic statement prepared and sent by the company. The indicated rates of return are annual compounded returns as of the date indicated and include changes in unit value and reinvestment of all distributions. The investment management fee has been deducted. Funds are available through a segregated funds policy issued by Great-West Life. Great-West Life and the key design are trademarks of The Great-West Life Assurance Company.

Financial information provided by Fundata Canada Inc.

©Fundata Canada Inc. All rights reserved.

