

GWL Global Equity Portfolio 100/100 (PP)



March 31, 2026

Canada Life segregated funds policy originally with Great-West Life

An all cap fund-of-funds that aims to provide above-average long-term growth.

Is this fund right for you?

- You want your money to grow over a longer term.
- You want exposure to multi-managers in one fund that have access to global markets.
- You're comfortable with a moderate level of risk.

RISK RATING



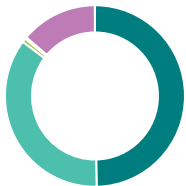
Fund category
Global Equity

Inception date
July 09, 2018

Management expense ratio (MER)*
-

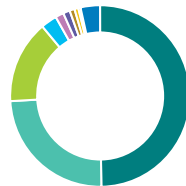
Fund management
Portfolio Solutions Group

How is the fund invested? (as of March 31, 2026)



Asset allocation (%)

US Equity	49.7
International Equity	35.5
Cash and Equivalents	0.7
Canadian Equity	0.3
Other	13.8



Geographic allocation (%)

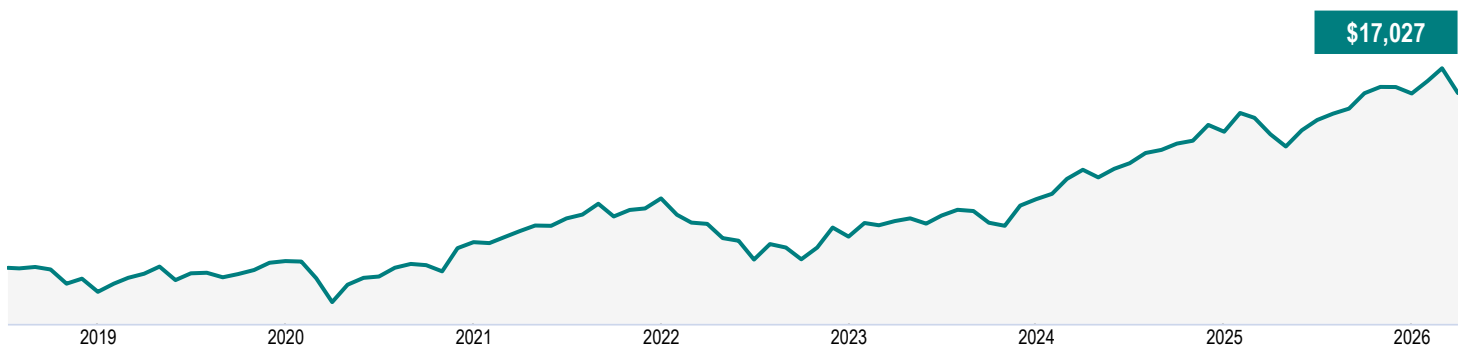
United States	49.8
Multi-National	24.3
Canada	14.8
United Kingdom	2.9
Ireland	1.5
France	1.2
Japan	0.9
Switzerland	0.7
Germany	0.4
Other	3.5



Sector allocation (%)

Mutual Fund	38.2
Technology	16.0
Financial Services	7.1
Healthcare	6.9
Consumer Services	6.8
Industrial Goods	6.7
Basic Materials	4.2
Consumer Goods	3.9
Energy	3.2
Other	7.0

Growth of \$10,000 (since inception)



GWL Global Equity Portfolio 100/100 (PP)

March 31, 2026

Fund details (as of March 31, 2026)

Top holdings	%
GWL International Equity (S)	9.9
Counsel Multi-Factor International Equity Series S	7.1
Mackenzie Global Small-Mid Cap Fund Series A	7.0
Counsel Multi-Factor U.S. Equity Series S	6.8
GWL Emerging Markets (Putnam)	3.8
Mackenzie GQE Emerging Markets Fund Series A	3.8
Apple Inc	1.4
Amazon.com Inc	1.4
NVIDIA Corp	1.3
Alphabet Inc Cl A	1.1
Total allocation in top holdings	43.6

Portfolio characteristics	
Standard deviation	9.66%
Dividend yield	1.47%
Yield to maturity	-
Duration (years)	-
Coupon	-
Average credit rating	-
Average market cap (million)	\$1,060,964.3

Net assets (million)

-

Price
\$17.03

Number of holdings
335

Minimum initial
investment
\$500

Fund codes
FEL – CLGP075I

Understanding returns

Annual compound returns (%)

1 MO	3 MO	YTD	1 YR	3 YR	5 YR	10 YR	INCEPTION
-5.53	0.10	0.10	10.78	12.75	8.21	-	7.13

Calendar year returns (%)

2025	2024	2023	2022	2021	2020	2019	2018
9.94	21.26	13.37	-12.01	15.95	7.40	13.67	-

Range of returns over five years (August 01, 2018 - March 31, 2026)

Best return	Best period end date	Worst return	Worst period end date	Average Return	% of periods with positive returns	Number of positive periods	Number of negative periods
12.26%	March 2025	3.53%	Sept. 2023	8.43%	100.00%	33	0

Contact information

Customer service centre

Toll free:
1-800-665-5758

Corporate website:
greatwestlife.com

GWL Global Equity Portfolio 100/100 (PP)

March 31, 2026

Commentary and opinions are provided by Portfolio Solutions Group.

*For Partner series and Preferred partner series an advisory and management services (AMS) fee, of between 0.50% and 1.25%, is negotiated between you and your advisor. The MER doesn't include this fee.

^Deferred Sales Charge (DSC) purchase option is not available for new contributions given regulatory bans that came into effect June 1, 2023. For certain policies where DSC is the only sales charge option available, new contributions may be accepted. Additional disclosure may be required.

†Soft capped - Contributions are no longer accepted to new investors., ‡Hard capped - Contributions are no longer accepted.

Distribution of the chart, history standard and short-term reports are not permitted without including the fund profile long-term report. Important information about Great-West Life's segregated funds is found in the information folder, available from a Great-West Life representative. **Any amount that is allocated to a segregated fund is invested at the risk of the contract holder and may increase or decrease in value.**

Reports produced using this web site are for information purposes only. Great-West Life, Quadrus Investment Services Ltd., and their affiliates, representatives, and third party content providers do not warrant the accuracy, completeness, or timeliness of this website or any content, and shall not be responsible for investment decisions, damages, or other losses resulting from the use of this website or its content. The only true report on unit values is the periodic statement prepared and sent by the company. The indicated rates of return are annual compounded returns as of the date indicated and include changes in unit value and reinvestment of all distributions. The investment management fee has been deducted. Funds are available through a segregated funds policy issued by Great-West Life. Great-West Life and the key design are trademarks of The Great-West Life Assurance Company.

Financial information provided by Fundata Canada Inc.

©Fundata Canada Inc. All rights reserved.

